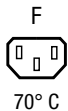


## IEC Appliance Outlet F, Screw-on Mounting, Front Side, Solder or Quick-connect Terminal



See below:

**Approvals and Compliances****Description**

- Panel mount :  
Screw-on mounting front side
- 1 Function
- Connector , Pin temperature 70 °C , Protection class I
- Solder / Quick Connect

**Unique Selling Proposition**

- Variants made from plant-based plastics with 5.15 kg CO2 reduction per packaging unit

Newly available variants corresponding to V-Lock mating cordset. The connector is equipped with a notch intended for use with the latching cordset. The cord latching system prevents against accidental removal of the cordset.

**Other versions on request**

- Types for enhanced glow wire test requirements acc. IEC 60695-2-12 and -13 for the use in unattended household equipment acc. IEC 60335-1

**Weblinks**

[pdf data sheet](#), [html datasheet](#), [General Product Information](#), [Approvals](#), [Distributor-Stock-Check](#), [Accessories](#), [Detailed request for product](#)

**Technical Data**

|                                   |   |                         |  |
|-----------------------------------|---|-------------------------|--|
| Ratings IEC                       | 10A / 250VAC; 50Hz  | Appliance inlet/-outlet | F acc. to IEC 60320-3  |
| Ratings UL/CSA                    | 15A / 250VAC; 60Hz  |                         | UL 60320-1, CSA C22.2 no. 60320-1                                    |
| Dielectric Strength               | > 2 kVAC between L-N<br>> 2 kVAC between L/N-PE<br>(1 min/50Hz)   |                         | (for cold conditions) pin-temperature 70 °C, 10A, Protection Class I |
| Allowable Operation Temperature   | -25 °C to 70 °C   |                         |  |
| IP-Protection                     | front side IP30 acc. to IEC 60529                                 |                         |  |
| Protection against electric shock | Suitable for appliances with protection class I acc. to IEC 61140 |                         |  |
| Terminal                          | Solder / Quick Connect  |                         |  |
| Panel Thickness S                 | Screw: max 8 mm<br>Mounting screw torque max 0.5Nm                |                         |  |
| Material: Housing                 | Thermoplastic, black, UL 94V-0                                    |                         |  |

**Approvals and Compliances**

Detailed information on product approvals, code requirements, usage instructions and detailed test conditions can be looked up in [Details about Approvals](#)

SCHURTER products are designed for use in industrial environments. They have approvals from independent testing bodies according to national and international standards. Products with specific characteristics and requirements such as required in the automotive sector according to IATF 16949, medical technology according to ISO 13485 or in the aerospace industry can be offered exclusively with customer-specific, individual agreements by SCHURTER.

**Approvals**





The approval mark is used by the testing authorities to certify compliance with the safety requirements placed on electronic products.

Approval Reference Type: 6600-3

| Approval Logo | Certificates                  | Certification Body | Description                              |
|---------------|-------------------------------|--------------------|--|
|               | <a href="#">VDE Approvals</a> | VDE                | Certificate Number: 40017345             |
|               | <a href="#">UL Approvals</a>  | UL                 | UR File Number: E103791                  |
|               | <a href="#">CCC Approvals</a> | CCC                | CCC Certificate Number: 2020180204017597 |



## Product standards

Product standards that are referenced

| Organization   | Design                | Standard              | Description   |
|--|-----------------------|-----------------------|---|
|  | Designed according to | IEC 60320-1           | Appliance couplers for household and similar general purposes         |
|  | Designed according to | IEC 60320-3           | Appliance couplers for household and similar general purposes         |
|  | Designed according to | UL 60320-1            | Standard for Attachment Plugs and Receptacles                         |
|  | Designed according to | CSA C22.2 no. 60320-1 | General Use Receptacles, Attachment Plugs, and Similar Wiring Devices |





## Application standards

Application standards where the product can be used

| Organization   | Design                         | Standard       | Description  |
|--|--------------------------------|----------------|--|
|  | Suitable for applications acc. | IEC/UL 62368-1 | Audio/video, information and communication technology equipment - Part 1: Safety requirements  |
|  | Suitable for applications acc. | IEC 60335-1    | Safety of electrical appliances for household and similar purposes. Meets the requirements for appliances in unattended use. This includes the enhanced requirements of glow wire tests acc. to IEC 60695-2-11 or -12 & -13. |

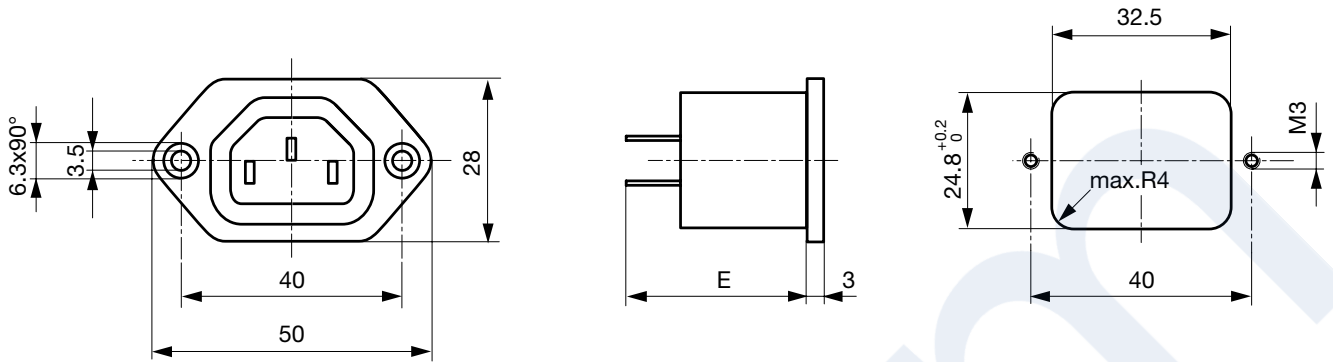
## Compliances

The product complies with following Guide Lines

| Identification   | Details  | Initiator   | Description  |
|--|--|-------------|--|
|    | <a href="#">CE declaration of conformity</a>   | SCHURTER AG | The CE marking declares that the product complies with the applicable requirements laid down in the harmonisation of Community legislation on its affixing in accordance with EU Regulation 765/2008.  |
|  | <a href="#">UKCA declaration of conformity</a> | SCHURTER AG | The UKCA marking declares that the product complies with the applicable requirements laid down in the British Amendment of Regulation (EC) 765/2008.   |
|  | RoHS   | SCHURTER AG | Directive RoHS 2011/65/EU, Amendment (EU) 2015/863   |
|  | China RoHS                                     | SCHURTER AG | The law SJ / T 11363-2006 (China RoHS) has been in force since 1 March 2007. It is similar to the EU directive RoHS.   |
|  | REACH  | SCHURTER AG | On 1 June 2007, Regulation (EC) No 1907/2006 on the Registration, Evaluation, Authorization and Restriction of Chemicals 1 (abbreviated as "REACH") entered into force.  |
|  |  | SCHURTER AG | V-Lock system are based on a matching plug-dose combination. The connector is equipped with a notch intended for use with the latching cordset. The cord latching system prevents against accidental removal of the cordset.   |
|  | <a href="#">White Paper Glow wire test</a>     | SCHURTER AG | Meets the requirements of IEC 60335-1 for appliances in unattended use. This includes the enhanced requirements of glow wire tests acc. to IEC 60695-2-11 or -12 & -13.  |
|  | Green Line                                     | SCHURTER AG | Green Line products are aligned with the UN's Strategic Development Goals (SDGs). Components of the products are made of sustainable, environmentally friendly materials. These include, for example, bio-based plastics or lead-free metal alloys. Products in this line can also support the economical, intelligent use of resources. |


**Dimensions [mm]**

6600-3



E: Solder terminals: 24.1 mm  
 E: Quick connect terminals 4.8 x 0.8 mm: 26.5 mm  
 E: Quick connect terminals 6.3 x 0.8 mm: 27.5 mm

**All Variants**

| Protection Class | Panel mounting | Panel Thickness s [mm] | Terminal                             | IP Protection Class Front Side |  | Order Number |
|------------------|----------------|------------------------|--------------------------------------|--------------------------------|---|--------------|
| I                | Screw          | -                      | Quick connect terminals 4.8 x 0.8 mm | IP30                           | ●   | 3-144-642    |
| I                | Screw          | -                      | Quick connect terminals 4.8 x 0.8 mm | IP30                           |   | 6600.3200    |
| I                | Screw          | -                      | Quick connect terminals 4.8 x 0.8 mm | IP30                           |   | 6600.3200.21 |
| I                | Screw          | -                      | Quick connect terminals 6.3 x 0.8 mm | IP30                           | ●   | 3-144-640    |
| I                | Screw          | -                      | Quick connect terminals 6.3 x 0.8 mm | IP30                           |   | 6600.3300    |
| I                | Screw          | -                      | Quick connect terminals 6.3 x 0.8 mm | IP30                           |   | 6600.3300.21 |
| I                | Screw          | -                      | Solder terminals                     | IP30                           | ●   | 3-144-641    |
| I                | Screw          | -                      | Solder terminals                     | IP30                           |   | 6600.3100    |
| I                | Screw          | -                      | Solder terminals                     | IP30                           |   | 6600.3100.21 |

 Most Popular.

Availability for all products can be searched real-time: <https://www.schurter.com/en/Stock-Check/Stock-Check-SCHURTER>

Suffix ".21" corresponds to the version with V-Lock mating cordset. The connector is equipped with a notch intended for use with the latching cordset. The cord latching system prevents against accidental removal of the cordset.

Articles for enhanced glow wire test requirements acc. IEC 60695-2-12 and -13 can be ordered with ending ".15" (xxxx.xxxx.15). They are suitable for the use in unattended household equipment acc. IEC 60335-1.

**Packaging unit**

50 Pcs

Accessories

Description



[Wire\\_Harness](#)  
 Wire harness for SCHURTER products



[Assorted\\_Covers](#)  
 Rear Cover

0859.0047



[RC320](#)  
 Rear Cover for Power Entry Module



[Cord\\_retaining\\_kits](#)  
 Cord retaining strain relief

Countersunk, F

4700.0006

Mating Inlets/Plugs

Category / Description

[Plug Overview complete](#)



|  |      |
|--|------|
| 4732, Mounting: Power Cord, Plug: IEC E, Cable | 4732 |
| 4735, Mounting: Power Cord, Plug: IEC E, Cable | 4735 |
| 9009, Mounting: Plug: IEC E, Screw clamps      | 9009 |
| 4733, Mounting: Power Cord, Plug: IEC E, Cable | 4733 |
| 4736, Mounting: Power Cord, Plug: IEC E, Cable | 4736 |
|  | ...  |

Mating Inlets/Plugs shuttered

[Interconnection Cord Overview complete](#)



|  |           |
|--|-----------|
| VAC13KS, Interconnection, V-Lock cord retaining, 0.6 m, Connector IEC C13, H05VV-F3G0.75 / SVT 3x18 AWG, black | 3-100-354 |
| VAC13KS, Interconnection, V-Lock cord retaining, 3.0 m, Connector IEC C13, SVT 3x18 AWG, black                 | 3-100-361 |
| VAC13KS, Interconnection, V-Lock cord retaining, 1.8 m, Connector IEC C13, H05VV-F3G0.75 / SVT 3x18 AWG, black | 3-100-734 |
| VAC13KS, Interconnection, V-Lock cord retaining, 2.0 m, Connector IEC C13, H05VV-F3G0.75 / SVT 3x18 AWG, black | 6051.2007 |
| VAC13KS, Interconnection, V-Lock cord retaining, 1.5 m, Connector IEC C13, H05VV-F3G0.75, black                | 6051.2067 |