





Product Image	Product Family	Color	Dominant Wavelength at Test	Chip Emitting Area	Max. Drive Current (CW)	Lumen Range at Max. Drive Current (CW)
	SBM-40-LC	Red	622 nm	1.0 mm x 1.0 mm	1.0 A	60 lm - 133 lm
		Green	527 nm			140 lm - 281 lm
		Blue	457 nm			844 mW - 1474 mW
		White	6500K CCT			184 lm - 295 lm
	SBM-40-SC	Red	622 nm	1.0 mm x 1.0 mm	2.0 A	163 lm - 253 lm
		Green	527 nm			298 lm - 404 lm
		Blue	457 nm			1618 mW - 2265 mW
		White	6500K CCT			330 lm - 543 lm
	SBM-40-HC	Red	624 nm	1.0 mm x 1.0 mm	3.0 A	187 lm - 280 lm
		Green	525 nm			400 lm - 640 lm

Product Image	Product Family	Color	Dominant Wavelength at Test	Chip Emitting Area	Max. Drive Current (CW)	Lumen Range at Max. Drive Current (CW)
		Blue	454 nm			2600 mW - 4200 mW
		White	6500K CCT			540 lm - 900 lm
	SBM-40-RGBL	Red	622 nm	1.0 mm x 1.0 mm	3.0 A	110 lm - 150 lm