




congatec



2023 Product Guide



**#1 Vendor of
Computer-on-Modules**

Contents

ABOUT US	4	RTS Hypervisor	13
HARDWARE		SERVICES	14
Computer-on-Modules	6	PRODUCTS	
COM-HPC	7	Server-on-Modules	16
COM Express	8	Performance class	18
SMARC	9	Low-power class	24
QSeven	10	Cooling Solutions	32
Single boards computers	11	Carrier Boards	34
SOFTWARE		DRAM	35
Firmware features	12		

ABOUT US

congatec is a growing technology company focusing on embedded computing products. The high-performance computer modules are used in a wide range of applications and devices in industrial automation, medical technology, transportation, telecommunications and many other verticals. With an excellent customer base from start-ups to international blue-chip companies.

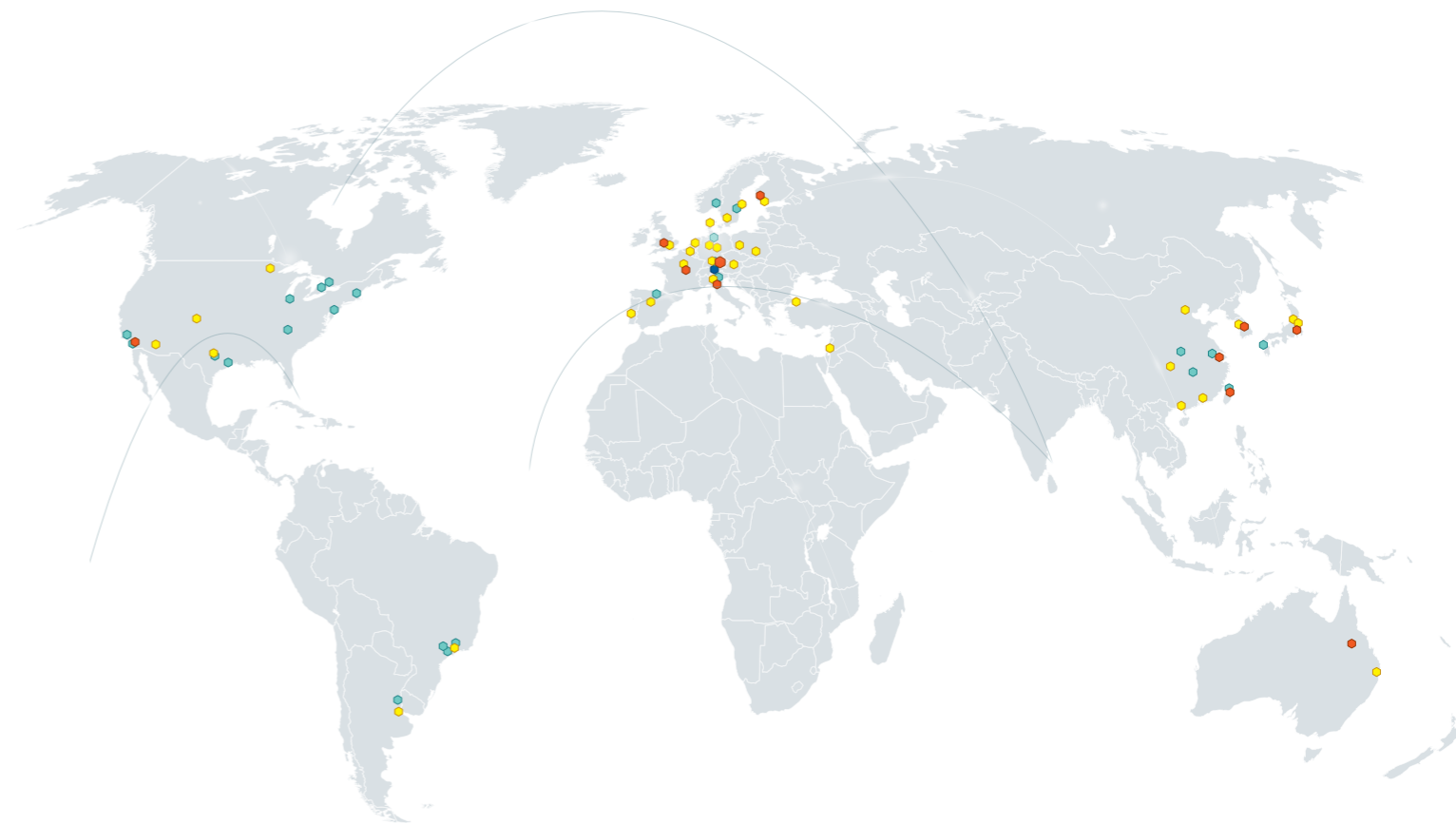
As a global market leader in the computer-on-modules segment, congatec offers the industry's largest Computer-On-Module portfolio. Architectures include COM Express Type 6, -Type 7, -Type 10, and the new COM-HPC client and server modules, as well as SMARC and Qseven. In addition, congatec offers SFF industrial single board computers. Customer-specific design capability is also offered. Technology based on latest Intel, AMD and NXP processors.

Founded in 2004 and headquartered in Deggendorf, Germany, the company has additional 7 subsidiaries and over 300 employees globally ready to support our customers.

Innovator & thought leader

- Driver for new COM Standards
- Strongest COMs Roadmap in Industry
- Best COM Design-In Support
- Highest Design Quality
- Product Innovations
 - BIOS Tools
 - Cooling Solutions
 - Board Controller

We are international




◆ congatec
 ◆ Sales Partner
 ◆ Technology Partner
 ◆ Value Partner



“Creating industry-leading embedded computing platforms for a more intelligent world.”

Technology partnerships



Executive Member



Chairman of the PICMG COM-HPC workgroup



Design guide editor Rev. 1.0
Specification editor Rev. 2.0, 2.1, 3.0



Founding Member
Board Member



Specification editor
Rev. 2.0, 2.1



Founding member
Specification & design guide editor



WNDRVR




COMPUTER-ON-MODULES CONCEPT

Utilization of Computer-on-Modules is by far the most widely employed embedded design principle. It enables engineers to cost effectively design dedicated systems by combining application-specific carrier board designs with ready-to-use and easy-to-integrate modules. As super-components, these modules include all key building blocks such as CPU, GPU, and RAM as well as a broad set of standard interfaces in a function-validated complete package.

Depending on performance and space requirements, different Computer-on-Module form factor standards are available. Namely: COM-HPC, COM Express, SMARC and Qseven. Computer-on-Modules of the same standard are

freely interchangeable, both across processor generations and between manufacturers. This gives designers full flexibility when scaling and upgrading solutions for a long-lasting return on NRE investments.




Your Benefits

- ▶ Short time-to-market
- ▶ Low development costs
- ▶ High design security and long-term availability
- ▶ High scalability and easy upgrades
- ▶ Efficient re-use of existing building blocks
- ▶ Comprehensive design-in support

“Your fastest way to dedicated systems with high design security”

COM-HPC – High-performance computing

COM-HPC, which is hosted by the PICMG, is specifically designed to address the ever-increasing performance demands and bandwidth needs of all the new and upcoming edge and embedded server applications that cannot be served by previous Computer-on-Module specifications. As such it will be the game changer for systems covering today's and upcoming demands in the digitization era.



COM-HPC Mini – Credit card sized benchmark

COM-HPC Mini is designed to address even the highest IO and compute performance demands of space and power restricted applications within the COM-HPC ecosystem. Within its credit card sized footprint COM-HPC Mini offers an impressive number and range of high-speed interfaces including multiple graphics, PCIe, USB 4.0 and PCIe interfaces via its single connector. Furthermore, with soldered memory it features increased ruggedness and reduces the mounting height of the module to only 5 mm.

16x PCIe with Target Support*
4x USB4*
4x USB 3.2x1* / 2x USB 3.2 x2*
8x USB 2.0*
2x SATA*
12x GPIO, 2x UART, 1x CAN
eSPI, 2x SPI, SMB, 2x I2C
2x MIPI-CSI on flatfoil connector
HDA/I2S, 2x SoundWire
FuSa
2x NBaseT, 2x NBaseT Serdes*
2x DDI*, 1x eDP
Power 8-20V DC

* Some interfaces are shared. Check congatec.com/COM-HPCmini for details

COM-HPC Server – Boundless freedom for edge servers

COM-HPC Server defines two different form factors for the ultra-high end of embedded computing with up to 100Gbit/s Ethernet and up to 48 PCIe Lanes, 8x 2.5 Gbit/s Ethernet and 4 DRAM slots up to 512GB total RAM. Our two COM-HPC Server Size D modules address the needs of edge and fog servers in harsh environments, ranging from industrial workload consolidation servers for automation, robotics, and medical backend imaging to outdoor servers for utilities and critical infrastructures as well as autonomous vehicles and video infrastructures for safety and security.

65x PCIe
2x USB 4.0
2x USB 3.1
4x USB 2.0
2x SATA
12x GPIO
2x UART
eSPI, 2x SPI
SMB, 2x I2C, IPMB
1x NBaseT (max. 10 Gb)
8x 25GBE KR
Power 12V DC

COM-HPC CLIENT – a quantum leap in client performance

COM-HPC Client modules are available in three different form factors. Designed for high-end embedded and edge computing applications, they integrate latest multicore CPUs as well as GPUs for high-performance graphics and/or accelerating AI inference workloads. Target applications can be found in all next-generation high-end embedded systems, including embedded vision for which they offer also two MIPI-CSI interfaces.

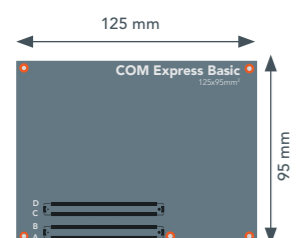
49x PCIe
4x USB 4.0
4x USB 2.0
2x SATA
12x GPIO, 2x UART
eSPI, 2x SPI
SMB, 2x I2C, IPMB
2x SoundWire, I2S
2x NBaseT (max. 10 Gb)
3x DDI
eDP
Power 8-20V DC
2x 25GBE KR

“Your best choice for new applications requiring highest bandwidth and performance”

COM EXPRESS – The most successful module standard

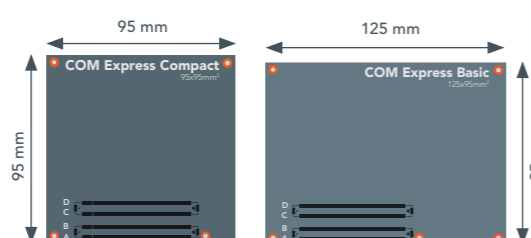
COM Express was launched in 2005 by the PICMG and is the most common Computer-on-Module standard today with the most elaborated ecosystem. The specification defines a family of three different pinouts and form factors targeting everything from dedicated server designs with up to 100 W TDP down to credit-card sized low power designs. With the latest update of the COM 3.1 specification COM Express now also supports PCIe up to Gen 4.0.

Server Class



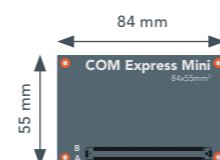
Gigabit Ethernet	4x USB 3.0
LPC / eSPI	
32x PCIe	
2x SATA	4x 10GBaseKR
4x USB 2.0	
8x GPIO / SDIO	
2x SER / CAN	
SPI & I2C	
Power	Power

Performance Class



Gigabit Ethernet	4x USB 3.0
LPC	
8x PCIe	
HDA	PEG x16
LVDS / eDP	
ExpressCard	
4x SATA	
8x USB 2.0	
8x GPIO / SDIO	3x DDI
2x SER / CAN	
SPI & I2C	
Power	Power

Low Power Class



Gigabit Ethernet
LPC
4x PCIe
HDA
LVDS 1x24 / eDP
DDI
2x SATA
8x USB 2.0 / 2x USB 3.0
8x GPIO / SDIO
2x SER / CAN
SPI & I2C
Power

COM Express Type 7 – Server-on-Modules

Headless COM Express Type 7 Server-on-Modules target embedded edge and fog servers and support up to 4x10 GbE and 32x PCIe lanes. congatec offers a 100-watt ecosystem with application-ready cooling solutions to simplify the design-in of these most powerful COM Express modules.

COM Express Type 6 – Computer-on-Modules

COM Express Type 6 Computer-on-Modules are the ideal choice for the entire range of embedded computing applications and are available from low power to the latest multicore technology from Intel and AMD. Coming in two different form factors, they offer all that is needed to build everything from powerful PLCs, HMIs, shop-floor systems to high-end digital signage systems and high-performance medical equipment.

COM Express Type 10 – Mini modules

COM Express Mini with Type 10 pinout completes the set of COM Express specifications for small form factor designs. These credit-card sized modules are focused on low power processors. As the same connector technology and design guides are leveraged across the entire COM Express ecosystem, developers can reuse all major specifications and functions, which beside the small size, is the main advantage of the Mini specification.

“Your most versatile building blocks, from entry level embedded servers to battery powered mobile devices”


SMARC Module – The high-end among small form factors

SMARC is the latest Computer-on-Module standard defined by the SGET. It addresses the high end of space-constrained low-power applications. SMARC modules are available with x86 technology as well as Arm based SoCs. With its 314-pin connector SMARC supports a broad range of interfaces despite its small form factor of a mere 82 mm × 50 mm.

The technical highlights of SMARC 2.1

Defining up to 4x interfaces and 4x MIPI CSI, SMARC 2.1 meets the growing demand for a fusion of embedded computing and embedded vision. Up to 4x Gbit Ethernet, support of hardware-based IEEE 1588 Precision Time Protocol (PTP) and the ability to host wireless interfaces like WLAN and Bluetooth off the module make this standard an ideal fit for any IoT connected industrial application. And thanks to CAN bus support, SMARC is also well prepared for in-vehicle applications.

All these features make SMARC your best choice for the next generation of small form factor designs based on low-power x86 or Arm processors.



4x Gigabit Ethernet ¹
4x PCIe ¹
4x MIPI CSI ²
HDA + 2x I2S
2x LVDS/eDP/MIPI DSI
DP++/HDMI + DP++
1x SATA
6x USB 2.0 + 2x USB 3.0
14x GPIO + 1x SDIO
4x SER + 2x CAN
eSPI + QSPI
SPI + I2C
Power

¹ 2x ETH & 4x PCIe or 4x ETH & 2x PCIe
² 2x Flatflex Connector

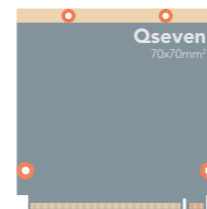
“Your intelligent module standard for high-performance small form factor applications”

QSEVEN – For deeply embedded low power designs

Qseven is the second leading Computer-on-Modules standard hosted by the SGET. Leveraging a less complex connector to the carrier board compared to SMARC, Qseven simplifies more deeply embedded industrial designs, such as those found in IoT gateways, cost-optimized HMIs, and retail systems.

The technical highlights of Qseven

Qseven supports both x86 and Arm processor technology and comes with optimized industrial interface support, including up to 2x USB 3.0, 8x USB 2.0 and up to 4x serial interfaces or CAN bus. In addition, up to two MIPI-CSI cameras can be connected to the module via a flat foil connector. Qseven further provides a Gigabit Ethernet port for Internet connection and supports up to three independent displays. We recommend using Qseven for updates and upgrades of your existing applications. For new designs, OEMs should also evaluate our extensive SMARC portfolio.



Gigabit Ethernet
LPC
4x PCIe
HDA / I2S
LVDS 2x24 / eDP
2x MIPI CSI (Flatfoil)
DDI
2x SATA
8x USB 2.0 / 2x USB 3.0
8x GPIO / SDIO
2x SER / CAN
SPI / I2C
Power

“Your industrial-grade module standard for deeply embedded rugged designs”

SINGLE BOARD COMPUTERS

Industrial-grade Single Board Computers are the fastest way to integrate rugged embedded computing technology into any design. Available in three different form factors – Mini-ITX, 3,5-inch and Pico-ITX – such SBCs offer a broad range of interfaces to applications that require a standard industrial socket set.

Based on 15+ years of embedded experience, congatec's industrial-grade SBCs excel with carefully selected components like ceramic capacitors and sophisticated layout for extended lifetime and 24/7 reliability. They come off the shelf with comprehensive board support packages and

design-in support. Equipped with the same low-power embedded Intel processors we also use on congatec Computer-on-Modules, our SBCs feature an extraordinary performance-per-watt ratio, as independent tests have proven¹.



¹ <https://www.elektormagazine.com/news/conga-jc370-juke>

Your Benefits

- ▶ Fully industrial-grade design for highest reliability
- ▶ Extended temperature range support (from -40 °C to +85 °C)
- ▶ Long-term availability of 10+ years
- ▶ Customization of hardware and BIOS / UEFI on request

“Your fastest way to reliable embedded applications”

FIRMWARE FEATURES

Embedded computer users usually require more than the standard functionality of an office computer. congatec has taken these requirements into account when designing. Based on our large amount of BIOS and UEFI experience, we have implemented the embedded requirements into our powerful congatec platform.

congatec Board Controller

An onboard micro controller fully isolates most of the embedded features, such as system monitoring, multi stage watchdog or the I²C bus, from the x86 core architecture.

“Be independent and keep control by using congatec Firmware.”

Key Features

- ▶ congatec Board Controller
- ▶ ACPI Battery Management
- ▶ Multi Stage Watchdog
- ▶ I²C
- ▶ OEM Setup Menu Control
- ▶ Monitoring
- ▶ User Data Memory
- ▶ OEM Boot Logo
- ▶ congatec System Utility
- ▶ Customization
- ▶ Secure Boot

RTS HYPERVISOR

Harness the power of today’s multi-core processors with the innovative Real-Time Systems Hypervisor. The powerful software is proven in thousands of systems worldwide. It permits multiple real-time and general-purpose operating systems to run concurrently on multi-core x86 processors. Designers attain increased flexibility in system design and remarkable enhancements to functionality and performance. This reduces both time to market and overall system costs.

Multiple systems – hard real-time

- Simultaneous operation of real-time and general-purpose operating systems
- Hard real-time
- Definable boot sequence
- Reboot of any OS at any time
- Determinism and maximum throughput with secure OS separation
- Use of existing OS device drivers and standard development tools

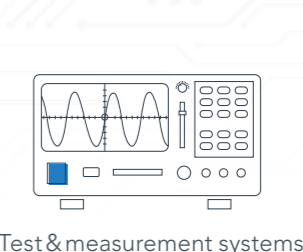
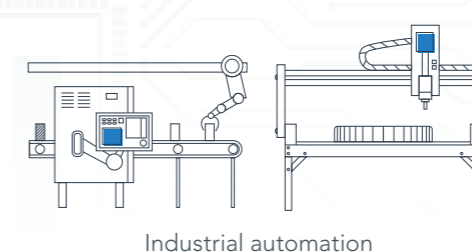
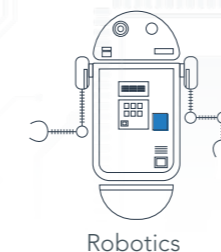
Hardware access

- Non-Uniform Memory Access (NUMA)
- Disk and disk partition assignment (AHCI/NVMe controller sharing)
- USB port assignment (xHCI controller sharing)
- Separation and locking of shared caches with Time Coordinated Computing (TCC)
- Seamless integration of commercial Fieldbus, EtherCat, TSN, etc.

Your Benefits

- ▶ Reduced system costs and physical size
- ▶ Shorter time to market, maximum productivity
- ▶ Secure design
- ▶ Full flexibility in system functionality
- ▶ Seamless operation out of the box, also with COTS and proprietary OSs
- ▶ Longer mean time between failure
- ▶ Support from low-power modules to multi-socket servers

Applications




New Arendar multi-edge device

The new Arendar multi-edge device connects Operational Technology (OT) and Information Technology (IT), with the option to add cloud services. By unifying data streams originating from various protocols, it ensures a secure and reliable data flow between the two areas.



CONGATEC DESIGN SERVICES – FOR CUSTOMIZED DESIGN

Existing know-how and infrastructure make it possible for customers to outsource custom designs to congatec. As a single supplier covering the complete range of cost-effective standard solutions to individual customized projects, congatec supports the full range of technology platforms – from x86 to ARM and from standard form factors i. e. COM Express or Pico-ITX to full customized board designs. For customized projects congatec acts as a service provider supporting the specific system designs of customers.



congatec's Customizing Services

congatec's embedded customizing support starts at the design phase and includes project management, the development of specific hardware and software, production control, system integration and global logistics, as well as the provision of technical support.

- | | | |
|---|---|--|
| <p>Customization</p> <ul style="list-style-type: none"> - of Single Board Computers - of Computer-On-Modules <p>Modification</p> <p>Special BIOS/UEFI/Firmware features or settings</p> | <p>Design</p> <ul style="list-style-type: none"> - of Carrier Boards - of Full Custom Hardware - of Cooling Solutions - of Mechanics | <p>System Integration</p> <p>Including Tests and Certifications</p> <p>Manufacturing</p> <p>Efficient High Quality Production Services</p> |
|---|---|--|

congatec as Outsourcing Partner

- | | |
|--|--|
| <p>Overview</p> <ul style="list-style-type: none"> - Mutually define system requirements - Create product concept - Provide detailed design including supply chain - Turnkey delivery for the complete product life cycle | <p>Benefits</p> <ul style="list-style-type: none"> ▶ Leverages congatec embedded computing expertise ▶ Improves time to market and reduces development cost ▶ Simplifies customers supply chain ▶ congatec manages the entire product life cycle ▶ Intellectual property remains with the customer |
|--|--|

congatec supports customer developments throughout the entire product life cycles. Customers benefit from congatec's rich experience as a manufacturer of high quality computer modules with synergistic effects leading to reduced development time and cost.

CONGATEC TECHNICAL SERVICES

Services for the Project Definition Phase

- | | |
|---|--|
| <p>Product Selection Support</p> <p>SBC, COM or full custom design? Forward looking I/O selection, ...</p> | <p>Design-In Training</p> <p>Engineering trainings covering all aspects for carrier board designs</p> |
|---|--|

Services for the Design Phase

- | | | |
|--|---|--|
| <p>Design Guides</p> <p>In depth best practice solutions</p> | <p>Layout Review</p> <p>Detailed check and best practice advice from our specialists</p> | <p>BIOS/UEFI/Firmware Customization</p> <p>Implementation of customized features or settings</p> |
| <p>Component Selection</p> <p>Support to find the right functionality, costs, availability, ...</p> | <p>Signal Integrity Simulation</p> <p>High speed simulation allows layout adjustments before the first prototypes are produced</p> | <p>Bring-Up Support</p> <p>congatec engineering support to bring life to the first prototypes quickly</p> |
| <p>Schematic Review</p> <p>Check the design to recognize problems at an early stage</p> | | |

Services for the Validation Phase


- | | | |
|--|--|---|
| <p>Signal Integrity Analysis</p> <p>Signal integrity analysis of high speed interfaces such as PCI Express 6.0, Thunderbolt, USB, ...</p> | <p>Customized Article Handling</p> <p>Handling of manufacturing and logistics requirements</p> | <p>MTBF</p> <p>Reliability calculations based on different standards i.e. Telcordia 4, SN 29500, ...</p> |
| <p>Thermal Solutions</p> <p>Optimized cooling solutions featuring heat stacks, heat pipes or vapor chambers</p> | <p>Pre-EMC Measurement</p> <p>Pre-EMC Measurement and engineering support to optimize the designs to EMC requirements</p> | |

Information Sources

- | | |
|---|---|
| <p>Users Guides</p> <p>Accurate and detailed product-related information</p> | <p>Application & Tech Notes</p> <p>Detailed description of congatec tools and features as well as detailed module specific information</p> |
| <p>Design Guides</p> <p>Deep technical "how to" for carrier boards, battery managers, and more</p> | <p>Reference Schematics</p> <p>Schematics and layout files to be used as a blueprint for your carrier board designs</p> |

SERVER-ON-MODULES

Embedded high-performance computing




conga-HPC/sILH



conga-HPC/sILH



conga-B7XI



conga-B7AC



conga-B7XD



conga-B7E3


Formfactor	COM HPC Server Size D	COM HPC Server Size D	COM Express Basic Type 7
CPU	Intel® XEON® D-2700 processors		
	Intel® XEON® D-1700 processors		
	industrial Intel® Xeon® D-2796TE 20x Cores / 40x Threads 118W TDP Intel® Xeon® D-2775TE 16x Cores / 32x Threads 100W TDP Intel® Xeon® D-2752TER 12x Cores / 24x Threads 77W TDP	industrial Intel® Xeon® D-1746TER 10x Cores / 20x Threads 67W TDP Intel® Xeon® D-1732TE 8x Cores / 16x Threads 52W TDP Intel® Xeon® D-1715TER 4x Cores / 8x Threads 50W TDP	
	embedded Intel® Xeon® D-2733NT 8x Cores / 16x Threads 80W TDP Intel® Xeon® D-2712T 4x Cores / 8x Threads 65W TDP	embedded Intel® Xeon® D-1735TR 8x Cores / 16x Threads 59W TDP Intel® Xeon® D-1712TR 4x Cores / 8x Threads 40W TDP	
DRAM	4x DIMM sockets for DDR4 memory modules Max. capacity = 512GB		
	Memory Type* LRDIMM (ECC) RDIMM(ECC) VLP RDIMM (ECC) UDIMM (ECC) UDIMM (Non-ECC)	DIMM Capacity 128GB 16GB – 64GB 16GB – 32GB 16GB – 32GB 16GB – 32GB	Max. DIMM Speed 3200 MT/s
	4x DIMM sockets for DDR4 memory modules Max. capacity = 256GB		up to 4x SODIMM sockets for DDR4 memory modules up to 32GByte Max. capacity = 128GB
	Memory Type* RDIMM(ECC) VLP RDIMM (ECC) UDIMM (ECC) UDIMM (Non-ECC)	DIMM Capacity 16GB – 64GB 16GB – 32GB 16GB – 32GB 16GB – 32GB	Max. DIMM Speed 3200 MT/s
Ethernet	1x 2.5GbE TSN Ethernet 8x 25G/10G/2.5G/1G lanes Maximum bandwidth 100Gb* SyncE (optional)		
	1x 2.5GbE TSN Ethernet 4x 25G/10G/2.5G/1G lanes Maximum bandwidth 100Gb* SyncE (optional)		1x 2.5GbE TSN Ethernet 4x 10GbE supporting CEI/KR/SFI
Serial ATA	2x SATA III (6Gb/s)		
PCI Express	32x PCIe Gen4 16x PCIe Gen3		16x PCIe Gen4 (optional) 16x PCIe Gen3
USB	4x USB 3.0 4x USB 2.0		
Other	2x UART 12x GPIO 2x SM Bus 2x I ² C		
congatec Board Controller	Multi-stage Watchdog non-volatile User Data Storage Manufacturing and Board Information Board Statistics I ² C bus (fast mode, 400 kHz, multi-master) Power Loss Control Hardware Health Monitoring POST Code redirection		
Embedded BIOS Feature	AMI Aptio® UEFI firmware 64 Mbyte serial SPI with congatec Embedded BIOS feature OEM Logo OEM CMOS default settings LCD Control Display Auto Detection Backlight Control Flash Update		
Security	Intel Quick Assist Technology (optional)		
Power Management	ACPI 5.0 with battery support		
Operating Systems	Microsoft® Windows Server Microsoft® Windows 10 Microsoft® Windows 10 IoT Enterprise Linux Yocto RTS Hypervisor		
Temperature	embedded: Operating Temperature: 0°C to +60°C* Storage: -40°C to +80°C* industrial: Operating Temperature: -40°C to +80°C* Storage: -40°C to +80°C*	embedded: Operating Temperature: 0°C to +60°C* industrial: Operating Temperature: -40°C to +85°C* Storage: -40°C to +85°C*	Storage: -40°C to +85°C* Storage: -40°C to +85°C*
Humidity	Operating: 10 .. 90°C r. H. non cond Storage: 5 - 95% r.H non cond.		
Size	160 x 160 mm		125 x 95 mm

*industrial temperature option available

Formfactor	COM Express Basic 95 x 125 mm ² , Type 7		
CPU	Intel® Atom™ Processor C3000 Family ("Deverton")	Intel® Xeon® Processor D-1500 Family ("Broadwell DE")	AMD EPYC™ Embedded 3000 Series
	embedded		
	Atom C3958 16x2.0 GHz Cache 16MB 31W Atom C3858 12x2.0 GHz Cache 12MB 25W Atom C3758 8x2.2 GHz Cache 16MB 25W Atom C3558 4x2.2 GHz Cache 8MB 16W Atom C3538 4x2.1 GHz Cache 8MB 15W Atom C3308 2x1.6 GHz Cache 4MB 9.5W	Xeon D-1577 16x1.3/2.1 GHz Cache 24MB 45W Xeon D-1567 12x2.1/2.7 GHz Cache 18MB 65W Xeon D-1548 8x2.0/2.6 GHz Cache 12MB 45W Xeon D-1527 4x2.2/2.7 GHz Cache 6MB 35W Pentium D-1509 2x1.5/2.7 GHz Cache 3MB 19W Pentium D-1508 2x2.2/2.6 GHz Cache 3MB 25W	EPYC3451 16x2.1/3.0 GHz Cache 32MB 100W EPYC3351 12x1.9/3.0 GHz Cache 32 MB 80W EPYC3251 8x2.5/3.1 GHz Cache 16MB 55W EPYC3201 8x1.5/3.1 GHz Cache 16MB 30W EPYC3151 4x2.7/2.9 GHz Cache 16MB 45W EPYC3101 4x 2.1/2.9 GHz Cache 8MB 35W
	industrial		
	Atom C3808 12x2.0 GHz Cache 12MB 25W Atom C3708 8x1.7 GHz Cache 16MB 17W Atom C3508 4x1.6 GHz Cache 8MB 11.5W	Xeon D1559 12x1.5/2.1 GHz Cache 18MB 45W Xeon D1539 8x1.6/2.2 GHz Cache 12MB 35W Xeon D1529 4x1.3 GHz Cache 6MB 20W Pentium D1519 4x1.5/2.1 GHz Cache 6MB 25W	EPYC 3255 8x2.5/3.1 GHz Cache 32MB 55W
DRAM	3 SO-DIMM sockets for DDR4 memory modules up to 96 GByte 2133 MT/s ECC or non-ECC	3 SO-DIMM sockets for DDR4 memory modules up to 3x32 GByte 2400 MT/s (optionally with ECC support)	3 SO-DIMM sockets for DDR4 memory modules up to 96 GByte 2666 MT/s ECC or non-ECC
Chipset	Integrated in SoC		
Ethernet	4x 10GbE with KR Interface support 1x GbE Intel I210 Ethernet Controller	2x 10GBaseKR Interface support 1x GbE Intel I210 Ethernet Controller	4x 10GBaseKR Interface support 1x GbE Intel I210 Ethernet Controller
Serial ATA	2x		
PCI Express Gen 3.0 2.0	12x 8x		up to 32x Gen 3.0, depending on CPU version
USB 3.1 3.0 2.0	- 2x 4x		4x - 4x
Other	LPC, SPI, I ² C, 2xUART, SMBus, NC-SI		
Mass Storage	eMMC 5.0 onboard flash up to 128 GByte (optional)	-	Up to 1 TByte onboard NVMe storage
congatec Board Controller	Multi Stage Watchdog non-volatile User Data Storage Manufacturing and Board Information Board Statistics BIOS Setup Data Backup I ² C bus (fast mode, 400 kHz, multi-master) Power Loss Control		
Embedded BIOS Feature	AMI-Aptio UEFI BIOS, congatec Embedded BIOS		
Security	"Trusted Platform Module" (TPM 2.0)		
	Intel® Quick Assist Technology Hardware integrated encryption engine		Secure Root of Trust, Secure Memory Encryption, Secure Encrypted Virtualization
Power Management	ACPI 5.0 compliant, Smart Battery Management		
Operating Systems	Microsoft® Windows Server 2016 , 2012, 2012 R2, 2008 R2 SP1 Microsoft® Windows 10 Enterprise Microsoft® Windows 8.1 64b RHEL 6.6 & 7.1 SuSE 11 SP4 & 12 SP1 Fedora 22 Ubuntu 14.10 CentOS 6.6 & 7.1 FreeBSD Vmware Hyper-V Xen ESXi		Microsoft® Windows 10 Enterprise Windows Server 2016 Real-Time Hypervisor Yocto Linux (Ubuntu, Red Hat Enterprise Linux Server)
Temperature	embedded: Operating Temperature: 0°C to +60°C* Storage: -40°C to +85°C* industrial: Operating Temperature: -40°C to +85°C* Storage: -40°C to +85°C*		
Humidity	Operating: 10 .. 90°C r. H. non cond Storage: 5 - 95% r.H non cond.		

PERFORMANCE CLASS

Fast and energy efficient



conga-HPC/cRLS

conga-HPC/cRLP

conga-TC675



conga-HPC/mRPL

conga-TS570

conga-HPC/cTLH

Formfactor	COM-HPC Client Size C	COM-HPC Client Size A	COM Express Compact Type 6	COM-HPC Size Mini
CPU	13 th Gen Intel® Core™ processors (Raptor Lake)			
	embedded			
	Intel® Core™ i9 13900E 8x P & 16x E-Cores 65W TDP	Intel® Core™ i7-13800HE 6x P & 8x E-cores 45W TDP Intel® Core™ i7-1370PE 6x P & 8x E-cores 28W TDP Intel® Core™ i7-1365UE 2x P & 8x E-cores 15W TDP Intel® Core™ i5-13600HE 4x P & 8x E-cores 45W TDP Intel® Core™ i5-1340PE 4x P & 8x E-cores 28W TDP Intel® Core™ i5-1335UE 2x P & 8x E-cores 15W TDP Intel® Core™ i3-13300HE 4x P & 4x E-cores 45W TDP Intel® Core™ i3-1320PE 4x P & 4x E-cores 28W TDP Intel® Core™ i3-1315UE 2x P & 4x E-cores 15W TDP Intel® processor U300E 1x P & 4x E-cores 15W TDP	Intel® Core™ i7-1365UE 2x P & 8x E-cores 15W TDP Intel® processor U300E 1x P & 4x E-cores 15W TDP	
	Intel® Core™ i7 13700E 8x P & 8x E-Cores 65W TDP Intel® Core™ i7 13400E 6x P & 4x E-Cores 65W TDP Intel® Core™ i3 13100E 4x P-Cores 65W TDP	Intel® Core™ i7-13800HRE 6x P & 8x E-cores 45W TDP Intel® Core™ i7-1370PRE 6x P & 8x E-cores 28W TDP Intel® Core™ i7-1365URE 2x P & 8x E-cores 15W TDP Intel® Core™ i5-13600HRE 4x P & 8x E-cores 45W TDP Intel® Core™ i5-1350PRE 4x P & 8x E-cores 28W TDP Intel® Core™ i5-1345URE 2x P & 8x E-cores 15W TDP Intel® Core™ i3-13300HRE 4x P & 4x E-cores 45W TDP Intel® Core™ i3-13200PRE 4x P & 4x E-cores 28W TDP Intel® Core™ i3-1315URE 2x P & 4x E-cores 15W TDP	Intel® Core™ i7-1365URE 2x P & 8x E-cores 15W TDP Intel® Core™ i5-1345URE 2x P & 8x E-cores 15W TDP Intel® Core™ i3-1315URE 2x P & 4x E-cores 15W TDP	
	industrial			
Chipset	Intel® R680E Intel® Q670E	integrated in SOC		
DRAM	4 SO-DIMM sockets for DDR5 memory modules up to 32 GByte each (128 GByte system capacity)	2 SO-DIMM sockets for DDR5 memory modules up to 32 GByte each (max. 64 GByte system capacity) up to 4800 MT/s	up to 32 Gbyte LPDDR5x	
Ethernet	2x 2.5 GbE TSN Ethernet (via Intel® i226)		2.5 GbE TSN Ethernet (via Intel® i226)	2.5 GbE TSN Ethernet (via Intel® i226)
Serial ATA	up to 2x SATA III (6Gb/s)			
PCI Express	1 x16 PCIe Gen 5 (PEG port) 3 x4 PCIe Gen 4 3 x4 PCIe Gen3	up to x8 PCIe Gen5 up to 2 x4 PCIe Gen4 up to 8 PCIe Gen3	up to x8 PCIe Gen4 (PEG port) up to x8 PCIe Gen3	
USB	4x USB 3.2 Gen2 8x USB 2.0	2x USB 3.2 8x USB 2.0	up to 4x USB 3.2 8x USB 2.0	
Other	2x UART 12x GPIO eSPI SM Bus I ² C	up to 2x Thunderbolt 2x UART 2x MiPi-CSI 12x GPIO eSPI SM Bus I ² C GSPI	up to 2x UART CAN (opt.) GPIOs SPI LPC SM Bus I ² C NVMe4 SSD (optional)	
Sound	HDA	2x Soundwire 2x Soundwire or HDA or I2S (opt.)	HDA	
Graphics	Intel® UHD Graphics 730 / 770 up to 32 EUs	up to Intel® Iris Xe Graphics Architecture up to 96 EUs		
Video Interface	3x DDI eDP		3x DDI LVDS (optional eDP) VGA (optional)	
congatec Board Controller	Multi Stage Watchdog non-volatile User Data Storage Manufacturing and Board Information Board Statistics I ² C bus (fast mode, 400 kHz, multi-master) Power Loss Control Hardware Health Monitoring POST Code redirection			
Embedded BIOS Feature	AMI Aptio® UEFI firmware 32 Mbyte serial SPI with congatec Embedded BIOS feature OEM Logo OEM CMOS default settings LCD Control Display Auto Detection Backlight Control Flash Update			
Security	Trusted Platform Module (TPM 2.0)			
Power Management	ACPI 6.0 with battery support			
Operating Systems	Microsoft® Windows 10 Microsoft® Windows 10 IoT Enterprise Linux Yocto Real-Time Systems Hypervisor			
Temperature	embedded: Operating Temperature: 0°C to +60°C Storage: -20°C to +70°C	industrial: Operating Temperature: -40°C to +85°C Storage: -40°C to +85°C embedded: Operating Temperature: 0°C to +60°C Storage: -20°C to +70°C		
Humidity	Operating: 10 .. 90°C r. H. non cond Storage: 5 - 95% r.H non cond.			
Size	120 x 160 mm	120 x 95 mm	95 x 95 mm	70 x 95 mm

Formfactor	COM Express Basic Type 6	COM HPC Client Size B
CPU	11 th Gen Intel® Xeon® W / Core™ / Celeron® processors (Tiger Lake H)	
	embedded	
	Xeon W-11865MLE 8x1.5/4.5GHz 25W TDP Xeon W-11555MLE 6x1.9/4.4GHz 25W TDP Xeon W-11155MLE 4x1.8/3.1GHz 25W TDP Core i7-11850HE 8x2.6/4.7GHz 45W/35W cTDP Core i5-11500HE 6x2.6/4.5GHz 45W/35W cTDP Core i3-11100HE 4x2.4/4.4GHz 45W/35W cTDP Celeron 6600HE 2x2.6GHz 35W TDP	
	industrial	
	Xeon W-11865MRE 8x2.6/4.7GHz 45W/35W cTDP Xeon W-11555MRE 6x2.6/4.5GHz 45W/35W cTDP Xeon W-11155MRE 4x2.4/4.4GHz 45W/35W cTDP	
DRAM	Up to 3x DDR4 ECC SO-DIMM 3200 MT/s 96 GByte total	Up to 4x DDR4 ECC SO-DIMM 3200 MT/s 128 GByte total
Chipset	RM590E QM580E HM570E	
Ethernet	1x 2.5 GbE TSN Ethernet	2x 2.5 GbE TSN Ethernet
Serial ATA	4x SATA III (6Gb/s)	2x SATA III (6Gb/s)
PCI Express	16x PCIe Gen4 8x PCIe Gen3	20x PCIe Gen4 20x PCIe Gen3
USB	4x USB 3.1 Gen 2 8x USB 2.0	2x USB 4.0 2x USB 3.2 8x USB 2.0
Other	SPI 2x UART 8x GPIO LPC I2C	eSPI 2x UART 12x GPIO I2C 4x MIPI-CSI
Mass Storage	Optional onboard NVMe SSD up to 1TB capacity	-
Sound	HDA interface	1x I2S 2x Soundwire
Graphics	Integrated Xe (Gen 12) graphics engine with up to 32 EU (Execution Units) Supporting 4 independent display units (4x 4k/2x 8k) Enhanced media (AV1/12b) with up to 2 VDBox Next Gen IPU6 (Image Processing Unit) with DPHY2.1 DP 1.4	
Video Interface	3x DP/DP++ 1x eDP/LVDS	
congatec Board Controller	Multi Stage Watchdog non-volatile User Data Storage Manufacturing and Board Information Board Statistics I ² C bus (fast mode, 400 kHz, multi-master) Power Loss Control Hardware Health Monitoring POST Code redirection	
Embedded BIOS Feature	AMI Aptio® UEFI firmware 32 Mbyte serial SPI with congatec Embedded BIOS feature OEM Logo OEM CMOS default settings LCD Control Display Auto Detection Backlight Control Flash Update	
Security	Trusted Platform Module (TPM 2.0)	
Power Management	ACPI 6.0 with battery support	
Operating Systems	Microsoft® Windows 10 Microsoft® Windows 10 IoT Enterprise Microsoft® Windows IoT 10 Core Linux Yocto RTS Hypervisor	
Temperature	Industrial: Operating Temperature: -40°C to +85°C Storage: -40°C to +85°C embedded: Operating Temperature: 0°C to +60°C Storage: -20°C to +80°	
Humidity	Operating: 10 .. 90°C r. H. non cond Storage: 5 - 95% r.H non cond.	
Size	95 x 125 mm	120 x 120 mm



conga-TC570

conga-TC570r

conga-HPC/cTLU

Formfactor	COM Express Compact Type 6		COM HPC Client Size A
CPU	11 th Gen Intel® Core™ / Celeron® processors (Tiger Lake UP3)		
	embedded		
	Core i7-1185G7E 4x1.8/4.4 GHz 12-28W cTDP Core i5-1145G7E 4x1.5/4.1 GHz 12-28W cTDP Core i3-1115G4E 2x2.2/3.9 GHz 12-28W cTDP Celeron 6305E 2x1.8 GHz 15W TDP		
	industrial		
	Core i7-1185GRE 4x1.8/4.4 GHz 12-28W cTDP Core i5-1145GRE 4x1.5/4.1 GHz 12-28W cTDP Core i3-1115GRE 2x2.2/3.9 GHz 12-28W cTDP		
DRAM	Up to 2x DDR4 SO-DIMM 3200 MT/s 64 GByte total	Up to 32 GByte LPDDR4X 4266MT/s soldered IB ECC	Up to 2x DDR4 SO-DIMM 3200 MT/s 64 GByte total IB ECC
Chipset	integrated in SOC		
Ethernet	1x 2,5GbE TSN Ethernet		2x 2,5 GbE TSN Ethernet
Serial ATA	2x SATA III (6Gb/s)		
PCI Express	4x PCIe Gen4 8x PCIe Gen3		
USB	4x USB 3.2 Gen2 8x USB 2.0		2x USB 4.0 2x USB 3.2 Gen2 8x USB 2.0
Other	SPI 2x UART 8x GPIO		2x SATA III (6Gb/s) SPI 2x UART 12x GPIO 8x MIPI-CSI
Mass Storage	-		
Sound	HDA interface		1x I2S 2x Soundwire
Graphics	Integrated Xe (Gen 12) graphics engine with up to 96 EU (Execution Units) Supporting 4 independent display units (4x 4k/2x 8K) Enhanced media (AV1/12b) with up to 2 Vdbox Next Gen IPU6 with DPHY2.1 HDMI 2.0/2.1 DP 1.4		
Video Interface	3x DP/DP++ 1x eDP/LVDS		
congatec Board Controller	Multi Stage Watchdog non-volatile User Data Storage Manufacturing and Board Information Board Statistics I²C bus (fast mode, 400 kHz, multi-master) Power Loss Control Hardware Health Monitoring POST Code redirection		
Embedded BIOS Feature	AMI Aptio® UEFI firmware 32 Mbyte serial SPI with congatec Embedded BIOS feature OEM Logo OEM CMOS default settings LCD Control Display Auto Detection Backlight Control Flash Update		
Security	Trusted Platform Module (TPM 2.0)		
Power Management	ACPI 6.0 with battery support		
Operating Systems	Microsoft® Windows 10 Microsoft® Windows 10 IoT Enterprise Microsoft® Windows IoT 10 Core Linux Yocto RTS Hypervisor		
Temperature	Industrial: Operating Temperature: -40°C to +85°C Storage: -40°C to +85°C embedded: Operating Temperature: 0°C to +60°C Storage: -20°C to +80°		
Humidity	Operating: 10 .. 90°C r. H. non cond Storage: 5 - 95% r.H non cond.		
Size	95 x 95 mm	95 x 95 mm	120 x 95 mm

conga-TC370

conga-JC370

conga-IC370

Formfactor	COM Express Basic 95 x 95 mm², Type 6	3.5" Juke Board 146 x 102 mm²	Thin Mini-ITX 170 x 170 x 20 mm³
CPU	8 th Generation Intel® Core™ Mobile Low Power U-Processors with up to 4 cores ("Whiskey Lake")		
	Intel Core i7-8665UE 4x1.7/4.40 GHz L2 cache 8MB 15W TDP 12.5W/25W cTDP Intel Core i5-8365UE 4x1.6/4.10 GHz L2 cache 6MB 15W TDP 12.5W/25W cTDP Intel Core i3-8145UE 2x 2.2/3.90 GHz L2 cache 4MB 15W TDP 12.5W/25W cTDP Intel Celeron 4305UE 2x 2.2 GHz L2 cache 2MB 15W TDP		
DRAM	Dual channel DDR4 up to 2,400 MT/s 2x SO-DIMM max. 2x 32 Gbyte		
Chipset	Integrated Intel® 300 Series		
Ethernet	Intel® Gigabit Ethernet i219LM with AMT 12.0 support	Intel® Gigabit Ethernet i219LM (with AMT support) Intel® Gigabit Ethernet i225 (with opt. TSN support under Linux)	Intel® Gigabit Ethernet i219LM (with AMT support) Intel® 2.5 Gigabit Ethernet i225 (with opt. TSN support under Linux)
Serial ATA	3x	1x	2x
PCI Express Gen 3.0	8x	see expansion sockets	
USB 3.1 / 2.0	4x Gen 2 8x	3x Gen. 2 2x	2x Gen. 2 4x
Other	LPC bus (no DMA) I²C bus (fast mode, 400 kHz, multi-master) 2x UART	-	-
Mass Storage	optional eMMC 5.1 on board mass storage	-	-
Expansion Sockets	-	M.2 key M size 2280 M.2 key B size 2242/3042 with microSIM M.2 key E size 2230 miniPCIe full/half-size	PCIe x4 miniPCIe full/half-size M.2 key B size 2242/3042/2280 with microSIM slot M.2 key E size 2230 microSD card
Internal Connectors	-	SATA/eSATA/SATADOM + power Dual USB 2.0 Audio (HPout/MIC/LINE/DMIC) RS232/422/485 2x RS232 opt. CAN 8 GPIO Management I/O (opt. 8 GPIO) I²C/SM Bus Front panel DC-In (12-24 V) RTC battery socket Case open Fan	2x SATA/eSATA/SATADOM + power 2x USB 2.0 USB 3.1 Gen. 2 (Key-A) monitor off Audio (front panel / internal stereo/ SPDIF) 2x RS232/422/485 2x RS232 opt. 2x CAN 2x 8 GPIO opt. feature connector I²C/SM Bus Front panel Case open 2x Fan DC-In (12-24 V)
External Connectors	-	DP++ (or opt. HDMI) USB 3.1 Gen.2 Type C (PD/ DP Alt. Mode) 2x USB 3.1 Gen.2 Type A 2x LAN RJ45 RS232/422/485	1x DC-In (12-24 V) 2x USB 3.1 Gen.2 (10 Gbs) 2x DP++ 2x LAN (1+2.5 Gbit) 2x USB 2.0 Audio (In/Out)
Sound	Intel® High Definition Audio	High Definition Audio Interface Realtek Audio Codec	
Graphics	Intel UHD 600 Series		
Video Interface	3x DP / HDMI or DP++ ports 18/24bit single/dual channel LVDS or eDP optional VGA interface	DP++ (or opt. HDMI) USB Type C (DP Alt. Mode) LVDS 24bit Dual channel (or opt. eDP) opt. 2nd internal display Backlight (power/control)	2x DP++ LVDS 24bit Dual / . eDP opt. 2nd internal display Backlight (power/control)
congatec Board Controller	Multi Stage Watchdog non-volatile User Data Storage Manufacturing and Board Information Board Statistics I²C bus (fast mode, 400 kHz, multi-master) Power Loss Control Hardware Health Monitoring POST Code redirection		
Embedded BIOS Feature	AMI Aptio® 2.X (UEFI) BIOS SM-BIOS BIOS Update Logo Boot Quiet Boot HDD Password		
Security	Trusted Platform Module (TPM 2.0)		
Power Management	ACPI compliant with battery support Suspend to RAM (S3) support S5 enhanced support Intel AMT 12.0 support	Power Supply 12-24V Power Management ACPI S3/S4/DeepS5 Wake on time from S5	
Operating Systems	Microsoft® Windows 10 (64bit only) Microsoft® Windows 10 IoT Enterprise (64bit only) Linux		
Temperature	embedded: Operating Temperature: 0°C to +60°C Storage: -20°C to +70°C		
Humidity	Operating: 10 .. 90°C r. H. non cond Storage: 5 - 95% r.H non cond.		



conga-TS370

conga-TS175

conga-TC175

conga-TS170

conga-TC170

conga-TCV2

conga-TR4 (V Series)

conga-TR4 (R Series)

Formfactor	COM Express Basic 95 x 125 mm ² , Type 6		COM Express Compact 95 x 95 mm ² , Type 6	COM Express Basic 95 x 125 mm ² , Type 6	COM Express Compact 95 x 95 mm ² , Type 6					
CPU	8 th Gen. Intel® Core™ Xeon® processors ("Coffee Lake")		7 th Gen. Intel® Core™ Celeron® processors ("Kaby Lake")		6 th Gen. Intel® Core™ / Celeron® processors ("Skylake")					
	Core i7-9850HE 6x2.7/4.4 GHz Cache 9MB 45W TDP Core i7-9850HL 6x1.9/4.1 GHz Cache 9MB 35W TDP Core i3-9100HL 4x1.6/2.9 GHz Cache 6MB 25W TDP Xeon E-2276ME 6x2.8/4.5 GHz Cache 12MB 45W TDP Xeon E-2276ML 6x2.0/4.2 GHz Cache 12MB 35W TDP Xeon E-2254ME 4x2.6/3.8 GHz Cache 8MB 45W TDP Xeon E-2254ML 4x2.7/4.4 GHz Cache 8MB 35W TDP Core i7-8850H 6x2.6/4.3 GHz Cache 9MB 45W TDP Core i5-8400H 4x2.5/4.2 GHz Cache 8MB 45W TDP Core i3-8100H 4x3.0 GHz Cache 6MB 45W TDP Xeon E-2176M 6x2.7/4.4 GHz Cache 12MB 45W TDP Celeron G4932E 2x1.9 GHz Cache 2MB 25W TDP Celeron G4930E 2x2.4 GHz Cache 2MB 35W TDP		Xeon E3-1505MV6 4x3.0/4.0 GHz Cache 8MB 45/35W TDP Xeon E3-1505LV6 4x2.2/3.0 GHz Cache 8MB 25W TDP Core i7-7820EQ 4x3.0/3.7 GHz Cache 8MB 45/35W TDP Core i5-7440EQ 4x2.9/3.6 GHz Cache 6MB 45/35W TDP Core i5-7442EQ 4x2.1/2.9 GHz Cache 6MB 25W TDP Core i3-7100E 2x2.9 GHz Cache 3MB 35W TDP Core i3-7102E 2x 2.1 GHz Cache 3MB 25W TDP		Core i7-7600U 2x2.8/3.9 GHz Cache 4MB 15W TDP 7.5W/25W cTDP Core i5-7300U 2x2.6/3.5 GHz Cache 3MB 15W TDP 7.5W/25W cTDP Core i3-7100U 2x2.4 GHz Cache 3MB 15W TDP 7.5W cTDP Celeron 3965U 2x2.2 GHz Cache 2MB 15W TDP 10W cTDP		Intel® Xeon® E3-1578LV5 4x 2.0/3.4 GHz, 8MB, 45W Intel® Xeon® E3-1558LV5 4x 1.9/3.3 GHz, 8MB, 45W Intel® Xeon® E3-1515MV5 4x 2.8/3.7 GHz, 8MB, 45W Intel® Xeon® E3-1505MV5 4x 2.8/3.7 GHz, 8MB, 45W Intel® Xeon® E3-1505LV5 4x 2.0/2.8 GHz, 8MB, 25W Intel® Core™ i7-6820EQ 4x 2.8/3.5 GHz, 8MB, 45W Intel® Core™ i5-6440EQ 4x 2.7/3.7 GHz, 6MB, 45W Intel® Core™ i5-6442EQ 4x 1.9/2.7GHz, 6MB, 25W Intel® Core™ i3-6100E 2x 2.7 GHz, 3MB, 35W Intel® Core™ i3-6102E 2x 1.9 GHz, 3MB, 25W Intel® Celeron® G3900E 2x 2.40 GHz, 2MB, 35W Intel® Celeron® G3902E 2x 1.6 GHz, 2MB, 15W		Intel® Core™ i7-6600U 2x 2.6 /3.4 GHz, Cache 4MB, 15W TDP Intel® Core™ i5-6300U 2x 2.4/3.0 GHz, Cache 3MB, 15W TDP Intel® Core™ i3-6100U 2x 2.3 GHz, Cache 3MB, 15W TDP Intel® Celeron® 3955U 2x 2.0 GHz, Cache 2MB, 15W TDP	
DRAM	max. 64 GByte DDR4 Intel Xeon with ECC optional		max. 32 GByte DDR4 Intel Xeon and Intel Core with ECC optional		Up to 32 GByte dual channel DDR4 memory					
Chipset	Mobile Intel® PCH-H QM/HM370 CM246 for Intel Xeon Processor		Mobile Intel 100 Series Chipset		Integrated PCH-LP					
Ethernet	Intel® I219LM GbE Phy.									
Serial ATA	4x		4x		3x					
PCI Express Gen 2.0	8x PCIe Gen. 3.0, 1x 16 (PEG)									
USB 3.0 / 2.0	4x USB 3.1 Gen 2 10 GBs 8x		4x 8x		4x 8x					
Other I/O	SPI, LPC, SM, 2xSerial, GPIO/SDIO, I ² C		MIPI-CSI (Flatfoil), SM, I ² C, GPIO/SDIO, 2xSerial, LPC		SPI, LPC, SM, 2xSerial, GPIO/SDIO, I ² C, MIPI-CSI (Flatfoil), SM, I ² C, GPIO/SDIO, 2xSerial, LPC					
Sound	Digital High Definition Audio Interface with support for multiple audio codecs									
Graphics	Intel UHD 600 Series		Intel HD 600 Series		Intel® Gen9 HD Graphics					
Video Interface	LVDS 2x 24 bit/eDP, VGA 3x DisplayPort/HDMI/DVI		LVDS 2x 24 bit/eDP, VGA 2x DisplayPort/HDMI/DVI		LVDS 2x 24 bit/eDP, VGA 3x DisplayPort/HDMI/DVI LVDS 2x 24 bit/eDP, VGA 2x DisplayPort/HDMI/DVI					
congatec Board Controller	Multi Stage Watchdog non-volatile User Data Storage Manufacturing and Board Information Board Statistics BIOS Setup Data Backup I ² C bus (fast mode, 400 kHz, multi-master) Power Loss Control		Multi Stage Watchdog non-volatile User Data Storage Manufacturing and Board Information Board Statistics BIOS Setup Data Backup I ² C bus (fast mode, 400 kHz, multi-master) Power Loss Control							
Embedded BIOS Feature	AMI-Aptio UEFI BIOS, congatec Embedded BIOS									
Security	TPM 2.0 installed		Optional "Trusted Platform Module" (TPM)							
Power Management	ACPI 4.0 with Battery support									
Operating Systems	Microsoft® Windows 10 (64bit only) Microsoft® Windows 10 IoT Enterprise (64bit only) Linux		Microsoft® Windows 10 Microsoft® Windows 10 IoT Enterprise Microsoft® Windows 8 Microsoft® Windows Embedded Standard 8 Microsoft® Windows 7 Microsoft® Windows Embedded Standard 7 Linux							
Temperature	embedded: Operating Temperature: 0°C to +60°C Storage: -20°C to +80°C									
Humidity	Operating: 10 .. 90% r. H. non cond. Storage: 5 .. 95% r. H. non cond.									

Formfactor	COM Express Compact, (95 x 95 mm), Type 6	COM Express Basic, (95 x 125 mm), Type 6 Connector Layout	
CPU	AMD® Embedded Ryzen V2000 Processors	AMD® Embedded V1000 Processors	
	V2516 6 x 2.1/3.95 GHz Cache 3MB 10/25W TDP V2546 6 x 3.0/3.95 GHz Cache 3MB 35/54W TDP V2718 8 x 1.7/4.15 GHz Cache 4MB 10/25W TDP V2748 8 x 2.9/4.25 GHz Cache 4MB 35/54W TDP	V1807B 4x3.35/3.75 GHz Cache 2MB 11 CU 35/54W V1756B 4x3.25/3.6 GHz Cache 2MB 8 CU 35/54W V1605B 4x2.0/3.6 GHz Cache 2MB 8 CU 12W/25W V1202B 2x2.5/3.4 GHz Cache 1MB 3 CU 12W/25W V1404I 4x2.0/3.6 GHz Cache 2MB 8 CU 15W	
DRAM	max. 64 GByte DDR4 ECC and non-ECC	max. 32 GByte DDR4 with ECC	
Chipset	Integrated in SOC (single-chip)		
Ethernet	2.5GbE with TSN via Intel® i225	Intel GbE Controller i211	
Serial ATA	2x		
PCI EXPRESS® Gen. 3.0 / 2.0	8x -	4x 4x	3x 4x
PEG	1x (x8)		
USB 3.1 2.0	4x 8x	4x 8x	3x 8x
Other	I ² C bus, SD, SPI, LPC Bus, SM-Bus, 2x UART		
Sound	Digital High Definition Audio Interface with support for multiple audio codecs		
Graphics	Integrated VEGA 7	Radeon™ Vega Graphics Core (GFX9)	
Video Interface	3x DP/HDMI/DP++ eDP /LVDS	LVDS 2x 24 bit, 3x DisplayPort HDMI DVI	LVDS 2x 24 bit, 2x DisplayPort HDMI DVI
congatec Board Controller	Multi Stage Watchdog non-volatile User Data Storage Manufacturing and Board Information Board Statistics BIOS Setup, Data Backup I ² C bus (fast mode, 400 kHz, multi-master) Power Loss Control Backlight		
Embedded BIOS Feature	AMI-AptioV® UEFI BIOS		
Security	"Trusted Platform Module" (TPM)		
Power Management	ACPI 5.0 with Battery support		
Operating Systems	Microsoft® Windows 10 10 IoT Enterprise Linux	Microsoft® Windows 10 10 IoT Enterprise Linux opt. Microsoft® Windows 7	
Temperature	embedded: Operating Temperature: 0°C to +60°C to +60°C Storage: -20°C to +80°C	embedded: Operating Temperature: 0°C to +60°C industrial: Operating Temperature: -40 .. +85°C (V1404I) Storage: -20 .. +80°C	embedded: Operating Temperature: 0°C to +60°C Storage: -20 .. +80°C
Humidity	Operating: 10 .. 90% r. H. non cond. Storage: 5 .. 95% r. H. non cond.		

LOW POWER CLASS

Energy-Saving Technology



conga-SMX8-Mini

conga-SMX8-Plus

conga-SMX8X


Formfactor	SMARC 2.1, 82 x 50 mm ²		
CPU	embedded		
	i.MX 8M Mini Quad 4x Cortex-A53 1.8 GHz + 1x M4F Dual 2x Cortex-A53 1.8 GHz + 1x M4F Solo 1x Cortex-A53 1.8 GHz + 1x M4F	i.MX 8M Plus Quad 4x Cortex-A53 1.8 GHz + 1x M7 NPU up to 2.3 Tops (optional) + GPU	i.MX 8X QuadXPlus 4x Cortex-A35 1.2 GHz + 1x M4F DualXPlus 2x Cortex-A35 1.2 GHz + 1x M4F
DRAM	industrial		
	i.MX 8M Mini Quad 4x Cortex-A53 1.6 GHz + 1x M4F Dual 2x Cortex-A53 1.6 GHz + 1x M4F Solo 1x Cortex-A53 1.6 GHz + 1x M4F	i.MX 8M Plus Quad 4x Cortex-A53 1.6 GHz + 1x M7 NPU up to 2.3 Tops (optional) + GPU	i.MX 8X QuadXPlus 4x Cortex-A35 1.2GHz + 1x M4F DualXPlus 2x Cortex-A35 1.2GHz + 1x M4F
Ethernet	1x 1 Gb	2x 1 Gb with IEEE 1588 (1x TSN)	2x 1Gb with IEEE 1588
Serial ATA	-	-	-
PCI Express	1x Gen 2	1x Gen 3	1x Gen 3
USB	5x 2.0 (shared with 1x USB OTG)	2x 3.0 / 5x 2.0 (shared with 1x USB OTG)	1x 3.0 / 5x 2.0 (shared with 1x USB OTG)
Other	SDIO I ² C SPI UART GPIO WiFi/BT module optional	SDIO 2x I ² C SPI 4x UART GPIO 2x CAN FD WiFi/BT module optional	SDIO I ² C SPI ESPI 4x UART 2x CAN FD GPIO WiFi/BT module optional
Mass Storage	Onboard Solid State Drive eMMC 5.1 up to 128 Gbyte		Onboard Solid State Drive eMMC 5.1 up to 128 Gbyte
Sound	2x I ² S	2x I ² S optional 1x Tensilica [®] HiFi 4 DSP	2x I ² S, optional 1x Tensilica [®] HiFi 4 DSP
Graphics	Integrated in SoC GC NanoUltra 3D GPU VPU with 1080p h.265 dec/h.264 video enc	Integrated in SoC GC7000UL 3D up to 2x Vec4 shaders GC520L 2D VPU with up to 1080p h.265/h.264 dec and enc integrated ISP	Integrated in SOC GT7000Lite 3D GPU up to 4 Vec4 shaders and 16 execution units VPU up to 4K h.265 dec / 1080p h.264 enc
Video Interface	1x LVDS (2x 24 bit) 1x MIPI-DSI 1x MIPI-CSI optional DP 1 simultan display	1x LVDS (2x 24 bit) 1x HDMI 2.0a 1x MIPI-DSI up to 2x 4-lane MIPI-CSI up to 3 simultan displays	2x LVDS (1x 24 bit) optinal HDMI 1.3 2x MIPI-DSI 1x MIPI-CSI up to 2 simultan displays
Boot loader	U-Boot boot loader		
Power Management	NXP Power Management IC (PMIC)		
Operating Systems	Linux, Yocto, Android		
Temperature Range	industrial: Operating Temperature: -40°C to +85°C Storage: -40°C to +85°C embedded: Operating Temperature: 0°C to +60°C Storage: -20°C to +70°C		
Humidity	Operating: 10 .. 90 % r. H. non cond. Storage: 5 .. 95 % r. H. non cond.		



conga-QMX6

conga-QMX8-Plus

Formfactor	Qseven, 70 x 70 mm ²	Qseven, 70 x 70 mm ²
CPU	embedded	
	i.MX6 Solo, 1GHz i.MX6 Dual Lite, 1GHz i.MX6 Dual, 1GHz i.MX6 Quad, 1GHz	i.MX 8M Plus Quad 4x Cortex-A53 1.8 GHz + 1x M7 NPU up to 2.3 Tops (optional) + GPU
DRAM	industrial	
	i.MX6 Solo, 800MHz i.MX6 Dual Lite, 800MHz i.MX6 Dual, 800MHz i.MX6 Quad, 800MHz	i.MX 8M Plus Quad 4x Cortex-A53 1.6 GHz + 1x M7 NPU up to 2.3 Tops (optional) + GPU
Ethernet	1x 1 Gb	1x 1 Gb with TSN support
Serial ATA	1x (Dual & Quad CPUs)	-
PCI Express	1x Gen 2	1x Gen 3
USB	5x 2.0 (shared with 1x OTG)	2x 3.0 / 3x 2.0 (shared with 1x USB OTG)
Other	SPI UART CAN SDIO I ² C MIPI-CSI on extra connector	SDIO I ² C SPI UART GPIO CAN FD
Mass Storage	Onboard Solid State Drive eMMC 5.0 up to 128 Gbyte	
Sound	I ² S	I ² S optional 1x Tensilica [®] HiFi 4 DSP
Graphics	Integrated VPU GPU2D GPU3D 4 shaders	Integrated in SoC GC7000UL 3D up to 2x Vec4 shaders GC520L 2D VPU with up to 1080p h.265/h.264 dec and enc integrated ISP
Video Interface	2x LVDS (2x 24 bit) HDMI	1x LVDS (2x 24 bit) 1x HDMI 2.0a 1x MIPI-DSI 2x 4-lane MIPI-CSI on optional FFC up to 3 simultan displays
Boot loader	U-Boot boot loader	
Power Management	NXP Power Management IC (PMIC)	
Operating Systems	Linux, Yocto, Android	
Temperature Range	industrial: Operating Temperature: -40 .. +85°C embedded: Operating Temperature: 0 .. +60°C Storage: -40 .. +85°C	industrial: Operating Temperature: -40°C to +85°C Storage: -40°C to +85°C embedded: Operating Temperature: 0°C to +60°C Storage: -20°C to +70°C
Humidity	Operating: 10 .. 90 % r. H. non cond. Storage: 5 .. 95 % r. H. non cond.	



conga-QA7




conga-MA7



conga-TCA7

Formfactor	Qseven, 70 x 70 mm ²	COM Express Mini, 55 x 84 mm ² Type 10 Connector Layout	COM Express Compact, 95 x 95 mm ² Type 6 Connector Layout
CPU	Intel Atom® x6000E, Intel® Pentium® and Celeron® J Series processors ("Elkhart Lake")		
	embedded		
	Intel® Celeron® J6413 10W 4x 1.8 - 3.0 GHz 16 EU PC Client Intel® Pentium® J6426 10W 4x 2.0 - 3.0 GHz 32 EU PC Client Intel Atom® x6211E 6W 2x 1.3 - 3.0 GHz 16 EU Embedded Intel Atom® x6413E 9W 4x 1.5 - 3.0 GHz 16 EU Embedded Intel Atom® x6425E 12W 4x 2.0 - 3.0 GHz 32 EU Embedded		
	industrial		
	Intel Atom® x6212RE 6W 2x 1.2 GHz 16 EU Industrial Intel Atom® x6414RE 9W 4x 1.5 GHz 16 EU Industrial Intel Atom® x6425RE 12W 4x 1.9 GHz 32 EU Industrial		
DRAM	max. 16GB onboard LPDDR4x with up to 4.267 MT/s		2x SO DIMM socket (dual channel DDR4 3.200 MT/s) max. 32 GB system capacity
Ethernet	1x GbE with TSN support real-time trigger		
Serial ATA	2x SATA III		
PCI Express	4x PCIe Gen. 3		6x PCIe Gen. 3
USB	2x 3.1G2 / 8x 2.0		
Other I/O	SDIO, I2C, SM, SPI, UART, CAN, LPC	SDIO, 2xUART, CAN, GPIO, I2C, SM, SPI, SPC	2xUART/CAN, GPIO, I2C, SM, SPI, LPC
Mass Storage	eMMC 5.1 onboard flash up to 64 Gbyte (optional up to 256 Gbyte)		eMMC 5.1 onboard flash up to 256 Gbyte (optional)
Sound	Intel® High Definition Audio		
Graphics	Intel® UHD Graphics		
Video Interface	2x24 Bit LVDS (opt. eDP or MIPI-DSI) 1x DP 1.4 or HDMI 2.0	1x24 Bit LVDS (shared with eDP) 1x DP 1.4 or HDMI 2.0	2x24 Bit LVDS (opt. eDPI) 2x DP 1.4 or HDMI 2.0
congatec Board Controller	Multistage watchdog non-volatile user data storage manufacturing and board information board statistics fast mode and multi-master I ² C bus power loss control		
Embedded BIOS Feature	AMI Aptio® UEFI firmware 32 Mbyte serial SPI with congatec Embedded BIOS feature OEM Logo OEM CMOS Defaults LCD Control Display Auto Detection Backlight Control Flash Update		
Security	TPM 2.0		
Power Management	ACPI 5.0 compliant Smart Battery Management		
Operating Systems	Microsoft® Windows 10 Microsoft® Windows 10 IoT Enterprise Linux Android Yocto RTS Hypervisor		
	embedded: Operating Temperature: 0 .. +60°C Storage: -20°C to +80°C industrial: Operating Temperature: -40 .. +85°C Storage: -40°C to +85°C		
Humidity	Operating: 10 .. 90 % r. H. non cond. Storage: 5 .. 95 % r. H. non cond.		



conga-PA7



conga-SA7


Formfactor	Pico-ITX, 72 x 100 mm ²	SMARC 2.1, 82 x 50 mm ²
CPU	Intel Atom® x6000E, Intel® Pentium® and Celeron® J Series processors ("Elkhart Lake")	
	embedded	
	Intel® Celeron® J6413 10W 4x 1.8 - 3.0 GHz 16 EU PC Client Intel® Pentium® J6426 10W 4x 2.0 - 3.0 GHz 32 EU PC Client Intel Atom® x6211E 6W 2x 1.3 - 3.0 GHz 16 EU Embedded Intel Atom® x6413E 9W 4x 1.5 - 3.0 GHz 16 EU Embedded Intel Atom® x6425E 12W 4x 2.0 - 3.0 GHz 32 EU Embedded	
	industrial	
	Intel Atom® x6212RE 6W 2x 1.2 GHz 16 EU Industrial Intel Atom® x6414RE 9W 4x 1.5 GHz 16 EU Industrial Intel Atom® x6425RE 12W 4x 1.9 GHz 32 EU Industrial	
DRAM	up to 4 Channels onboard LPDDR4x with up to 4,267 MT/s max. system capacity 16 GB	max. 16GB onboard LPDDR4x with up to 4.267 MT/s
Ethernet	2x LAN Gbit / 100 Mbit / 10 Mbit with TSN support 2x real-time trigger	2x GbE with TSN support 2x real-time trigger M.2 WiFi/BT
Serial ATA	1x M.2 2280 key B (2x PCIe/SATA/USB 2.0)	1x SATA III
PCI Express	1x M.2 2280 key B (2x PCIe/SATA/USB 2.0) 1x M2 2230 key E (1x PCIe, USB 2.0)	4x PCIe Gen. 3
USB	2x 2.0 internal 1x USB-C external 3.1 Gen2 2x Type A external 3.1 Gen 2 1x M.2 2280 key B (2x PCIe/SATA/USB 2.0) 1x M2 2230 key E (1x PCIe, USB 2.0)	2x 3.1G2 (1xOTG) / 6x 2.0 (1xOTG)
Other I/O	Internal: 2x UART (RS242/422/485), Audio (Line, Mic, DMIC), DC 12V, Fan, 3x Feature connector, 2xCAN (opt.) External: DP++, 2x LAN RJ45, 1x USB-C (with PD and DP), 2x USB-A, DC 12V	SDIO, 2xI2C, SPI, eSPI, 4xUART, GPIO, 2xCAN, I2S
Mass Storage		UFS 2.0 onboard flash up to 64 Gbyte (optional up to 512 Gbyte)
Sound	Intel® High Definition Audio	
Graphics	Intel® UHD Graphics	
Video Interface	DP++, 1x LVDS or eDP (opt.) or MIPI-DSI (opt.)	2x24 Bit LVDS (opt. eDP or MIPI-DSI) 1x DP 1.4 or HDMI 2.0
congatec Board Controller	Multistage watchdog non-volatile user data storage manufacturing and board information board statistics fast mode and multi-master I ² C bus power loss control	
Embedded BIOS Feature	AMI Aptio® UEFI firmware 32 Mbyte serial SPI with congatec Embedded BIOS feature OEM Logo OEM CMOS Defaults LCD Control Display Auto Detection Backlight Control Flash Update	
Security	TPM 2.0	
Power Management	ACPI 5.0 compliant Smart Battery Management	
Operating Systems	Microsoft® Windows 10 Microsoft® Windows 10 IoT Enterprise Linux Android Yocto RTS Hypervisor	
	embedded: Operating Temperature: 0 .. +60°C Storage: -20°C to +80°C industrial: Operating Temperature: -40 .. +85°C Storage: -40°C to +85°C	
Humidity	Operating: 10 .. 90 % r. H. non cond. Storage: 5 .. 95 % r. H. non cond.	



conga-TCA5

conga-PA5

Formfactor	COM Express Compact, 95 x 95 mm ² Type 6 Connector Layout	Pico-ITX, 72 x 100 mm ²
CPU	5 th Gen. Intel® Atom™ / Celeron® / Pentium® processors ("Apollo Lake")	
	embedded	
	Intel Pentium N4200 4x1.1/2.5 GHz L2 cache 2MB 6W TDP Intel Celeron N3350 2x1.1/2.4 GHz L2 cache 2MB 6W TDP Intel Celeron N3350 2x1.1/2.4 GHz L2 cache 1MB 6W TDP	Intel Atom x7-E3950 4x1.6/2.0 GHz L2 cache 2MB 12W TDP Intel Atom x5-E3940 4x1.6/1.8 GHz L2 cache 2MB 9.5W TDP Intel Atom x5-E3930 2x1.3/1.8 GHz L2 cache 1MB 6.5W TDP Intel Pentium N4200 4x1.1/2.5 GHz L2 cache 2MB 6W TDP Intel Celeron N3350 2x1.1/2.4 GHz L2 cache 2MB 6W TDP Intel Celeron J3455 4x 1.5/2.3 GHz L2 cache 2MB 10W TDP
	industrial	
	Intel Atom x7-E3950 4x1.6/2.0 GHz L2 cache 2MB 12W TDP Intel Atom x5-E3940 4x1.6/1.8 GHz L2 cache 2MB 9.5W TDP Intel Atom x5-E3930 2x1.3/1.8 GHz L2 cache 1MB 6.5W TDP	Intel Atom x7-E3950 4x1.6/2.0 GHz L2 cache 2MB 12W TDP Intel Atom x5-E3940 4x1.6/1.8 GHz L2 cache 2MB 9.5W TDP Intel Atom x5-E3930 2x1.3/1.8 GHz L2 cache 1MB 6.5W TDP
Chipset	Integrated in SoC	
DRAM	max 8GByte onboard DDR3L 1866 MT/s	max 8GByte onboard LPDDR4 2400 MT/s
Ethernet	Intel® I210 (industrial) /I211 (embedded) GBE	2x Intel® I210 (industrial) /I211 () Gigabit Ethernet Controller
Serial ATA	2x	1x SATA III 1x mSATA III
PCI Express Gen 2.0	5x	1x miniPCIe shared with mSATA Full Size
USB 3.0 / 2.0	4x 8x	externally 2x, 1x USB 3.0 Type C / - internally - / 2x
Other I/O	SDIO, SPI, I ² C, LPC, UART, MIPI-CSI	2x RS232/RS422/RS485 1x micro SD slot Feature connector MIPI-CSI 2.0
Mass Storage	opt. eMMC 5.0 onboard flash	-
Sound	Intel® High Definition Audio	
Graphics	Intel® HD Graphics Gen. 9	Intel® HD Graphics 500
Video Interface	LVDS 2x 24 2x DisplayPort or HDMI 1x eDP 1.3 (optional)	1x DisplayPort++ 1x 24-bit Dual Channel LVDS (optional eDP) 1x Backlight (power, control)
congatec Board Controller	Multi Stage Watchdog non-volatile User Data Storage Manufacturing and Board Information Board Statistics I ² C bus (fast mode, 400 kHz, multi-master) Power Loss Control	
Embedded BIOS Feature	AMI Aptio® UEFI 2.x firmware OEM Logo OEM CMOS Defaults LCD Control Display Auto Detection Backlight Control Flash Update	
Security	Optional discrete "Trusted Platform Module" (TPM). It is capable of calculating efficient hash and RSA algorithms with key lengths up to 2,048 bits and includes a real random number generator. Security sensitive applications such as gaming and e commerce will benefit also with improved authentication, integrity and confidence levels.	
Power Management	ACPI 5.0 compliant, Smart Battery Management	1x internal DC-In (12V) 1x external DC-In (12V)
Operating Systems	Microsoft® Windows 10 Microsoft® Windows 10 IoT Enterprise Linux Microsoft® Windows IoT Core Yocto	
Operating Temperature	embedded: Operating Temperature: 0 .. +60°C industrial: Operating Temperature: -40 .. +85°C	
Humidity	Operating: 10 .. 90 % r. H. non cond. Storage: 5 .. 95 % r. H. non cond.	




conga-SA5

conga-QA5

conga-MA5

Formfactor	SMARC 2.0, 82 x 50 mm ²	Qseven, 70 x 70 mm ²	COM Express Mini, 55 x 84 mm ² Type 10 Connector Layout
CPU	5 th Gen. Intel® Atom™ / Celeron® / Pentium® processors ("Apollo Lake")		
	embedded		
	Intel Atom x7-E3950 4x1.6/2.0 GHz L2 cache 2MB 12W TDP Intel Atom x5-E394 4x1.6/1.8 GHz L2 cache 2MB 9.5W TDP Intel Atom x5-E3930 2x1.3/1.8 GHz L2 cache 1MB 6.5W TDP Intel Pentium N4200 4x1.1/2.5 GHz L2 cache 2MB 6W TDP Intel Celeron N3350 2x1.1/2.4 GHz L2 cache 2MB 6W TDP		
	Intel Celeron J3455 4x1.5/2.3 GHz L2 cache 2MB 10W TDP		
	industrial		
	Intel Atom x7-E3950 4x1.6/2.0 GHz L2 cache 2MB 12W TDP Intel Atom x5-E3940 4x1.6/1.8 GHz L2 cache 2MB 9.5W TDP Intel Atom x5-E3930 2x1.3/1.8 GHz L2 cache 1MB 6.5W TDP		
Chipset	max 8GByte onboard LPDDR4 2400 MT/s	max 8GByte onboard DDR3L 1866 MT/s	
DRAM	Integrated in SoC		
Ethernet	2x Intel® I210 (industrial) /I211 (embedded) GBE SDP support for real time trigger	Intel® I210 (industrial) /I211 (embedded) GBE	
Serial ATA	1x	2x	2x
PCI Express Gen 2.0	4x	3x	4x
USB 3.0 / 2.0	2x 4x	1x 5x	2x 6x
Other I/O	SDIO, SPI, I ² C, UART, 2x MIPI-CSI, WiFi/Bluetooth (optional)	SDIO, SPI, I ² C, LPC, UART, MIPI-CSI	
Mass Storage	eMMC 5.0 onboard flash up to 64 Gbyte		
Sound	Intel® High Definition Audio		
Graphics	Intel® HD Graphics Gen. 9		
Video Interface	LVDS 2x 24 HDMI DisplayPort		
congatec Board Controller	Multi Stage Watchdog non-volatile User Data Storage Manufacturing and Board Information Board Statistics I ² C bus (fast mode, 400 kHz, multi-master) Power Loss Control		
Embedded BIOS Feature	AMI Aptio® UEFI 2.x firmware OEM Logo OEM CMOS Defaults LCD Control Display Auto Detection Backlight Control Flash Update		
Security	Optional discrete "Trusted Platform Module" (TPM) and includes a real random number generator. Security sensitive applications such as gaming and e commerce will benefit also with improved authentication, integrity and confidence levels.		
Power Management	ACPI 5.0 compliant, Smart Battery Management		
Operating Systems	Microsoft® Windows 10 Microsoft® Windows IoT Core Microsoft® Windows IoT Enterprise Linux Yocto		
Operating Temperature	embedded: Operating Temperature: 0 .. +60°C industrial: Operating Temperature: -40 .. +85°C Storage: -40 .. +85°C		
Humidity	Operating: 10 .. 90 % r. H. non cond. Storage: 5 .. 95 % r. H. non cond.		




conga-TCA3



conga-MA3

Formfactor	COM Express Compact 95 x 95 mm ² , Type 6	COM Express Mini, 55 x 84 mm ² Type 10 Connector Layout
	3rd Gen. Intel® Atom™ / Celeron® processors ("Bay Trail")	
	embedded	
	Atom E3845 4x1.91 GHz L2 cache 2MB 10W TDP Atom E3826 2x1.46 GHz L2 cache 1MB 7W TDP Celeron J1900 4x2.0 GHz L2 cache 2MB 10W TDP Celeron N2930 4x1.83 GHz L2 cache 2MB 7.5W TDP	Atom E3845 4x1.91 GHz L2 cache 2MB 10W TDP
	Atom E3827 2x1.75 GHz L2 1MB 8W Atom E3825 2x1.33 GHz L2 1MB 6W Atom E3815 1x1.46 GHz L2 512kB 5W Celeron N2807 2x1.58 GHz L2 1MB 4.5W	Atom E3826 2x1.46 GHz L2 1MB 7W TDP Atom E3827 2x1.75 GHz L2 1MB 8W TDP Celeron N2930 1.83 GHz L2 2MB 7.5W TDP Celeron N2807 1.58 GHz L2 1MB 4.5 TDP
	industrial	
	Atom E3845 4x1.91 GHz L2 cache 2MB 10W TDP Atom E3826 2x1.46 GHz L2 cache 1MB 7W TDP Atom E3827 2x1.75 GHz L2 1MB 8W Atom E3815 1x1.46 GHz L2 512kB 5W	Atom E3845 4x1.91 GHz L2 2MB 10W TDP Atom E3827 2x1.75 GHz L2 1MB 8W TDP Atom E3815 1x1.46 GHz L2 512kB 5W TDP
DRAM	Support for 2x SODIMM Socket, max. 8GB dual channel up to DDR3L-1333	max. 8 GByte dual channel DDR3L 1333MT/s
Chipset	Integrated in SoC	
Ethernet	Gigabit Ethernet Intel® I210	Intel® I218LM GbE Phy
Serial ATA	2x SATA II	2x
PCI Express Gen 2.0	5x	4x
USB 3.0 / 2.0	1x 8x	1x 7x
Other I/O	SDIO, GPIO, SPI, LPC, I ² C	
Mass Storage	eMMC 4.5 onboard flash up to 64 GByte (optional)	
Sound	Intel® High Definition Audio	Intel® High Definition Audio
Graphics	Intel HD Graphics Generation 8	Intel HD Graphics Generation 7
Video Interface	LVDS 2x 24 bit 2x DisplayPort/HDMI/DVI	LVDS 1x 24 bit 1x DisplayPort/HDMI
congatec Board Controller	Multi Stage Watchdog non-volatile User Data Storage Manufacturing and Board Information Board Statistics I ² C bus (fast mode, 400 kHz, multi-master) Power Loss Control	
Embedded BIOS Feature	AMI Aptio® (UEFI) BIOS SM-BIOS BIOS Update Logo Boot Quiet Boot HDD Password	AMI Aptio® UEFI 2.x firmware OEM Logo OEM CMOS Defaults LCD Control Display Auto Detection Backlight Control Flash Update
Security	Optional discrete "Trusted Platform Module" (TPM)	Optional discrete "Trusted Platform Module" (TPM)
Power Management	ACPI 5.0 compliant, Smart Battery Management	
Operating Systems	Microsoft® Windows 10 Microsoft® Windows 10 IoT Core Microsoft® Windows 10 IoT Enterprise Microsoft® Windows 8 Microsoft® Windows Embedded Standard 8 Microsoft® Windows 7 Microsoft® Windows Embedded Compact 7 Microsoft® Windows Embedded Standard 7 Linux Yocto WindRiver IDP Android	
Temperature	embedded: Operating Temperature: 0 .. +60°C industrial: Operating Temperature: -40 .. +85°C Storage: -40 .. +85°C	
Humidity	Operating: 10 .. 90 % r. H. non cond. Storage: 5 .. 95 % r. H. non cond.	



conga-QA3



conga-QA3E




conga-MA3E

Formfactor	Qseven, 70 x 70 mm ²	Qseven, 70 x 70 mm ²	COM Express Mini, 55 x 84 mm ² Type 10 Connector Layout
	3rd Gen. Intel® Atom™ / Celeron® processors ("Bay Trail")		
	embedded		
	Atom E3845 4x1.91 GHz L2 cache 2MB 10W TDP		
	Atom E3815 1x1.46 GHz L2 cache 512kB 5W TDP Atom E3827 2x1.75 GHz L2 1MB 8W TDP		Atom E3826 2x1.46 GHz L2 1MB 7W TDP
	industrial		
	Atom E3845 4x1.91 GHz L2 cache 2MB 10W TDP Atom E3827 2x1.75 GHz L2 1MB 8W TDP Atom E3825 2x1.33 GHz L2 1MB 6W TDP Atom E3815 1x1.46 GHz L2 cache 512kB 5W TDP Atom E3805 2x1.33 GHz L2 1MB 3W TDP	Atom E3845 4x1.91 GHz L2 2MB 10W TDP Atom E3827 2x1.75 GHz L2 1MB 8W TDP	
DRAM	max. 8 GByte dual channel DDR3L 1333MT/s	max. 8 GByte onboard ECC DDR3L 1333 MT/s	
Chipset	Integrated in SoC		
Ethernet	Gigabit Ethernet Intel® I210		Intel® I218LM GbE Phy
Serial ATA	2x	2x	2x
PCI Express Gen 2.0	3x	3x	3x
USB 3.0 / 2.0	1x 6x	1x 6x	1x 7x
Other I/O	SDIO, GPIO, SPI, LPC, I ² C		
Mass Storage	eMMC 5.0 onboard flash up to 64 GByte (optional)		
Sound	Intel® High Definition Audio		
Graphics	Intel® HD Graphics Gen. 7		
Video Interface	LVDS 2x 24 1x HDMI/DisplayPort		LVDS 1x 24 bit 1x DisplayPort/HDMI
congatec Board Controller	Multi Stage Watchdog non-volatile User Data Storage Manufacturing and Board Information Board Statistics I ² C bus (fast mode, 400 kHz, multi-master) Power Loss Control		
Embedded BIOS Feature	AMI Aptio® UEFI 2.x firmware OEM Logo OEM CMOS Defaults LCD Control Display Auto Detection Backlight Control Flash Update		
Security	LPC interface for TPM on Carrier Board		Optional discrete "Trusted Platform Module" (TPM)
Power Management	ACPI 5.0 compliant, Smart Battery Management		
Operating Systems	Microsoft® Windows 10 Microsoft® Windows 10 IoT Core Microsoft® Windows 10 IoT Enterprise Microsoft® Windows 8 Microsoft® Windows Embedded Standard 8 Microsoft® Windows 7 Microsoft® Windows Embedded Compact 7 Microsoft® Windows Embedded Standard 7 Linux Yocto		
Temperature	embedded: Operating Temperature: 0 .. +60°C industrial: Operating Temperature: -40 .. +85°C Storage: -40 .. +85°C		
Humidity	Operating: 10 .. 90 % r. H. non cond. Storage: 5 .. 95 % r. H. non cond.		

COM COOLING SOLUTIONS

The specifications for COM-HPC, COM Express, Qseven and SMARC modules include heatspreader definitions, the mechanical thermal interface. All the heat generated by power consuming components such as chipsets and processors is transferred to the system's cooling via the heatspreader. This can be achieved by either a thermal connection to the casing, a heat pipe or a heat sink.



“congatec’s smart cooling pipes pave the way for unlimited performance growth for Computer-On-Modules”

High Performance Cooling

The congatec heatspreaders and cooling solutions for the high performance modules feature heatpipes in order to boost performance and reliability. A copper block is mounted on the chip to absorb heat and to mitigate the effects of thermal peaks. Between the chip and the copper block, a phase-change material is placed to improve the heat transmission. To account for different component heights and manufacturing tolerances, the copper block is spring loaded to apply an optimized pressure to the silicon die. The copper block and the cooling fins or heat plate are connected by flexible flat heatpipes.

The heat pipe is attached directly to the cooling blocks on the chip and the heatspreader plate. As a result, more heat is transported from the processor environment to the heatspreader, hot spots are cooled more quickly and therefore the processor is optimally cooled.


The heatpipe adapter uses the same principals as described above but transmits the heat from the module directly to standard heat pipes with 8mm diameter. This approach allows for cost optimized, ultra-flat system solutions i.e. 1 U rack units.




High performance active cooling solution for server class COM Express Type 7 modules

Heat spreader and passive cooling solution for Pico-ITX boards

Passive cooling solution with copper block and phase change material



Heatspreader with copper block and phase change material



Heatspreader installed to bottom side of a Pico-ITX




The CPU as heat generating component is placed on the bottom side of the Pico-ITX board. This allows for a heat spreader concept for conduction cooled systems. The heat spreader with its installed phase change material and copper block for heat transient buffering is preinstalled with 2 screws to the Pico-ITX board. This combination can be mounted to a metal housing or to any other system cooling device.


Extreme slim passive cooling for conduction cooling. Installed phase change material for best heat transmission. Solid copper block to handle transient heat and allows for best burst performance. Through holes for easy mounting.

Cooling solutions for SMARC modules


Cooling Solution with fins



Heatspreader



Installation on top of the compute module



Application Example

This example shows a 1U rackmount server with passive cooling. The installed COM-HPC server module in size E transmits the heat, generated by the CPU and the DC/DC converters, to the heatpipe adapter. Six 8mm heatpipes handle the fast and efficient heat transmission from the heatpipe adapter to the cooling fins at the side of the chassis. This concept allows to implement passive cooled servers for rugged environments.



CARRIER BOARDS

Documentation

The schematics and board data of the carrier boards are available for customers on request and can be used as a blueprint to create own customized designs.

Evaluation Carrier Boards

congatec provides evaluation carrier boards for all supported Computer-On-Module standards. This allows for a quick start of new designs. These carrier boards route all the COM signals to standard interface connectors.



- ▶ conga-SEVAL for SMARC 2.0
- ▶ conga-QEVAL for Qseven 2.0
- ▶ conga-TEVAL for COM Express Type 6
- ▶ conga-MEVAL for COM Express Type 10
- ▶ conga-X7EVAL for COM Express Type 7
- ▶ conga-HPC/EVAL-Server for COM-HPC Server and LEK mezzanine cards
- ▶ conga-HPC/EVAL-Client for COM-HPC Client

Application Carrier Boards

come in size-optimized form factors with a special focus on the most common I/Os. These off-the-shelf Carrier Boards serve as platforms for rapid customization and for small or medium sized projects. congatec Application Carrier Boards reduce the time-to-market significantly.



- ▶ conga HPC/uATX for COM-HPC Client
- ▶ conga-SMC1/SMARC-x86 for SMARC modules
- ▶ conga-SMC1/SMARC-ARM for ARM based SMARC modules

“The easiest way to implement Computer-On-Modules”

DRAMS – DIRECTLY FROM CONGATEC

Just selecting known DRAM suppliers does not automatically result in a high reliable computing platform. There are many parameters to be checked to find the best solution. At congatec we have a detailed qualification process in place to ensure our memory modules provide highest reliability:

Data Sheet Check

All mechanical and electrical data of a potential new memory module are checked by data sheet. If it qualifies to our requirements we get samples for testing

Mechanical Check

Size, thickness and fitting for all relevant congatec products is tested

Electrical Check

- Windows Installation
- Suspend to RAM (S3) & Restart Cycles
- Test Cycles with 13 different automated test sequences

Reliability Check

The electrical tests are performed 3 to 5 days at full temperature range

- for embedded grade memories
-10°C to +70°C
- for industrial grade memories
-50°C to +90°C

Compatibility Check

This test utilizes different operating systems and are performed for all related congatec products

Test Report

A detailed test report documenting all described steps is created

Approval

If all tests are positive then the memory module is released for the use of congatec products

“Using congatec tested memories provides best matching memory / CPU board combinations for highest reliable solutions.”