






















 Medical Power Module

■ = New Model , ■ = Current Model , ■ = Not Recommended for New Designs

| Power (W) | Series | Package Type | I/P Volt. (VAC) | O/P Volt. (VDC) | Isolation | Operating Temperature | Dimensions (mm / in) | Safety |
|-----------|-------------------------------------------------------------------------------------------------------|--------------------------------------------------------------------------------------------|-----------------|----------------------------------------------------------------------------|----------------------------|-----------------------|------------------------------------------|--------|
| ■ 15 | MFC15  |  Module | 90~264 | Single 5,9,12,15,24 | 4000 VAC | -40 °C to +80 °C | 52.5 x 27.5 x 23.5 2.07 x 1.08 x 0.93 | ■ |
| ■ 15 | MTC  |  Module | 90~264 | Single 3.3,5,7,35,9,12,15,24 Dual ±5,±12,±15 Triple 5/±12,5/±15 | 4000 VAC | -25 °C to +70 °C | 64.1 x 45.6 x 23.5 2.52 x 1.8 x 0.93 | ■ |
| ■ 20 | MZC20  |  Module | 90~264 | Single 12,24 | 4000 VAC | -40 °C to +80 °C | 52.5 x 27.5 x 23.5 2.07 x 1.08 x 0.93 | ■ |
| ■ 30 | MTC30  |  Module | 90~264 | Single 5,12,15,24 | 4000 VAC | -40 °C to +80 °C | 64.1 x 45.6 x 23.5 2.52 x 1.8 x 0.93 | ■ |
| ■ 40 | MSC  |  Module | 90~264 | Single 3.3,5,9,12,15,24 Dual ±5,±12,±15,5/12,5/24 Triple 5/±12,5/±15 | 4000 VAC | -25 °C to +70 °C | 89.9 x 63.5 x 27 3.5 x 2.5 x 1.06 | ■ |
| ■ 60 | MSC60  |  Module | 90~264 | Single 5,9,12,15,24 | 4000 VAC | -40 °C to +80 °C | 89 x 63.5 x 27 3.5 x 2.5 x 1.06 | ■ |
| ■ 100 | MQC100  |  Module | 90~264 | Single 12,24,48 | 4000 VAC or 5656 VDC | -30 °C to +70 °C | 109 x 58.5 x 35 4.3 x 2.3 x 1.38 | ■ |
| ■ 100 | MQCS100  |  Module | 90~264 | Single 12,24,48 | 4000 VAC or 5656 VDC | -30 °C to +70 °C | 83.9 x 50.8 x 35 3.3 x 2.3 x 1.38 | ■ |
| ■ 150 | MQC150  |  Module | 90~264 | Single 12,24,48 | 4000 VAC or 5656 VDC | -30 °C to +70 °C | 109 x 58.5 x 35 4.3 x 2.3 x 1.38 | ■ |

Open Frame Medical Switching PSU

■ = New Model , ■ = Current Model , ■ = Not Recommended for New Designs

| Power (W) | Series | Package Type | I/P Volt. (VAC) | O/P Volt. (VDC) | Isolation | Operating Temperature | Dimensions (mm / in) | Safety |
|-----------|-----------------------------------------------------------------------------------------------------|----------------------------------------------------------------------------------------------|-----------------|--------------------|----------------------|-----------------------|----------------------------------------|--------|
| ■ 120 | MQF1200  |  Open Frame | 90~264 | Single 12,24,48 | 4000 VAC or 5656 VDC | -30 °C to +70 °C | 77.2 x 50.8 x 30.7 3.04 x 2 x 1.2 | ■ |
| ■ 240 | MQF2400  |  Open Frame | 90~264 | Single 12,15,24,48 | 4000 VAC or 5656 VDC | -30 °C to +70 °C | 103.9 x 52 x 27.6 4.1 x 2.05 x 1.09 | ■ |
| ■ 500 | MQF5000  |  Open Frame | 90~264 | Single 12,15,24,48 | 4000 VAC or 5656 VDC | -30 °C to +70 °C | 127.8 x 76.2 x 35 5.03 x 3 x 1.38 | ■ |