

Datasheet

9-in-1 Guardian

Part No:
MA990.A.001

Description:

Guardian 9-in-1 Combination Adhesive Mount Antenna
1*Active Dual-band GNSS, 8*5G/4G MIMO

Features:

Low-profile IP67 Rated Housing
8*5G/4G MIMO
1*GNSS – GPS/GLONASS/BeiDou/Galileo L1/L2
Cables: GNSS 1m of RG-174, 5G/4G 1m of TGC-1.5DS
Connectors: SMA Male Straight
Dimensions: 148 x 134 x 20.5mm
CE Certified
RoHS & Reach Compliant

1.	Introduction	3
2.	Specifications	5
3.	Antenna Characteristics	10
4.	Active Antenna Characteristics	23
5.	Radiation Patterns	27
6.	Mechanical Drawing	62
7.	Packaging	63
8.	Application Note	64
<hr/>		
	Changelog	80

Taoglas makes no warranties based on the accuracy or completeness of the contents of this document and reserves the right to make changes to specifications and product descriptions at any time without notice. Taoglas reserves all rights to this document and the information contained herein. Reproduction, use or disclosure to third parties without express permission is strictly prohibited.



1. Introduction



The Taoglas MA990 Guardian has been designed to be the smallest 9-in-1 combination antenna in the world. The MA990 Guardian is also the worlds first 9-in-1 antenna with dual-band GNSS and high performance 5G/4G allowing it to be compatible with the next generation of modules and routers. The MA990 combines all 9 antenna elements in one low-profile heavy-duty, IP67 rated waterproof, adhesive mount external enclosure.

It comes with 1* Active dual-band GPS/GLONASS/BeiDou/Galileo L1/L2 coverage, 8* 5G/4G Cellular MIMO. The MA990 has been designed as a low profile solution for IoT and Automotive applications where space is at a premium allowing it to be installed in the headliners of vehicles or on the back window of a vehicle.

This is an ideal external combination antenna solution that is used where drilling a hole through the roof of a vehicle or a metal panel for an external antenna is not feasible or desired and can be covertly installed via the adhesive pad supplied with the antenna.

Typical applications include:

- Passenger Bus / Rail / Air Applications.
- Automotive and Heavy Equipment Vehicle Tracking and Telematics
- HD Video over 5G/4G
- First Responder and Emergency Services
-

The MA990 Guardian has been specifically designed to hit certain 5G bands required for modules, for example MIMO 4 and MIMO are tuned from 600-6000MHz while MIMO 3 and MIMO 6 are tuned from 3000-6000MHz to cover high band 5G and C-band/CBRS applications. This data is shown below in the performance table, and it is recommended to use the suitable connections for your required frequency bands by reviewing this table before connecting the antenna to your device.

Taoglas also provides services to ensure optimum overall performance for your entire system by working closely with the customer to design in the best antenna and potential additional components for your system.

5G/4G applications demand high-speed data uplink and downlink. High efficiency and high gain MIMO antennas are necessary to achieve the required signal to noise ratio and throughput required to solve these challenges. Taoglas also takes care to ensure high isolation between the MIMO antennas to prevent self-interference. Low loss cables are used to keep efficiency high over longer cable lengths. In contrast, smaller MIMO antennas with poorer quality thin cables will have reduced efficiency and isolation, which would lead to a large drop in system throughput, increased incidences of signal drops, and may indeed not make a system connection at all.

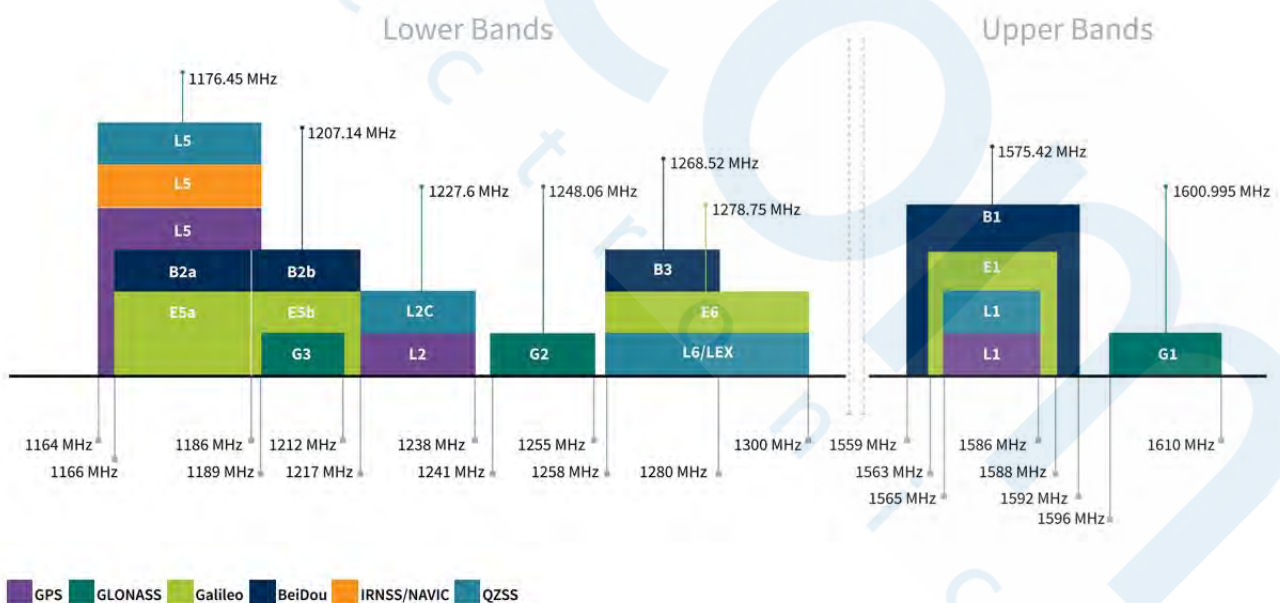
Cable type and length, and connector types are fully customizable and the Guardian can also be customized for any variation of antennas below 9-in-1 and the addition of Wi-Fi/Single Band GNSS is also possible. Contact your regional Taoglas customer support team for more information.

2. Specifications

GNSS Frequency Bands Covered						
GPS	L1	L2	L5			
	■	■	□			
GLONASS	G1	G2	G3			
	■	□	■			
Galileo	E1	E5a	E5b	E6		
	■	□	■	□		
BeiDou	B1	B2a	B2b	B3		
	■	□	■	□		
QZSS (Regional)	L1	L2C	L5	L6		
	■	■	□	□		
IRNSS (Regional)	L5					
	□					
SBAS	L1/E1/B1	L5/B2a/E5a	G1	G2	G3	
	■	□	■	□	■	

■ GNSS Frequency Bands Covered. □ GNSS Frequency Bands Not Covered.

*SBAS systems: WASS(L1/L5), EGNOS(E1/E5a), SDCM(G1/G2/G3), SNAS(B1,B2a), GAGAN(L1/L5), QZSS(L1/L5), KAZZ(L1/L5).



GNSS Bands and Constellations

GPS L1 & L2 Antenna						
Frequency	GPS_L2 1207-1239	GLONASS_G2 1241-1248	BeiDou_B1 1559-1563	Galileo_E1 1563-1587	GPS_L1 1564-1587	GLONASS 1593-1610
Average Gain (dB)	-2	-3.2	-4.4	-1.6	-1.6	-4.4
Efficiency (%)	63.2	47.5	36.3	69.1	69.1	36.1
Peak Gain (dBi)	4.2	3.2	0.9	3.7	3.7	0.8
Axial Ratio at Zenith	13.7	22.2	17.4	8.6	6.6	19.1
Impedance	50 Ω					
Polarization	RHCP					

LNA and Filter Electrical Properties	
3V (Typ.)	
LNA Gain	L2 19.6
	L1 22.6
Noise Figure	L1 3.8
	L2 2.4
Current Consumption	16.8mA
Outer Band Attenuation (dB)	30 @ Fc +/-100MHz 40 @ Fc +/-200MHz
Output Impedance	50 Ohm
Return loss (dB)	<-10 dB
Input Voltage (V)	+ 1.8 to 5.5

5G/4G MIMO								
Band	Frequency (MHz)		Efficiency (%)	Average Gain (dB)	Peak Gain (dBi)	VSWR	Impedance	Polarization
5G NR/4G Band 5,8,12,13,14,17,18,20,26,27,28, 29,71	617~960	MIMO 1	N/A	N/A	N/A	3 Max	50Ω	Linear
		MIMO 2	N/A	N/A	N/A			
		MIMO 3	N/A	N/A	N/A			
		MIMO 4	43.6	-3.6	1.5			
		MIMO 5	43.8	-3.6	2.1			
		MIMO 6	N/A	N/A	N/A			
		MIMO 7	N/A	N/A	N/A			
		MIMO 8	N/A	N/A	N/A			
5G NR/4G Band 21,32,74,75,76	1427~1518	MIMO 1	N/A	N/A	N/A			
		MIMO 2	36.2	-4.4	2.2			
		MIMO 3	N/A	N/A	N/A			
		MIMO 4	37.4	-4.3	-0.1			
		MIMO 5	41.8	-3.8	0.1			
		MIMO 6	N/A	N/A	N/A			
		MIMO 7	39	-4.1	1.6			
		MIMO 8	N/A	N/A	N/A			

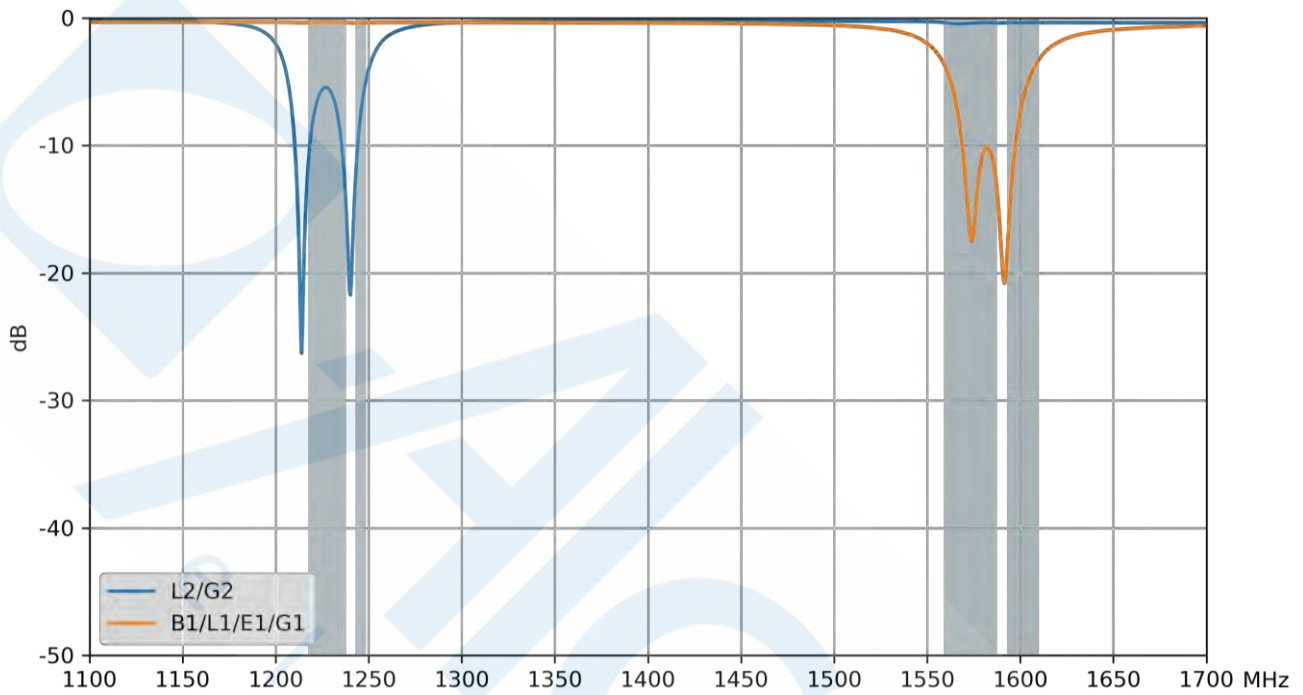
4G/3G Band 1,2,3,4,9,23,25,35,39,66	1710~2200	MIMO 1	53.2	-2.7	4			
		MIMO 2	53	-2.8	2.2			
		MIMO 3	N/A	N/A	N/A			
		MIMO 4	45.7	-3.4	3.5			
		MIMO 5	51.4	-2.9	3.25			
		MIMO 6	N/A	N/A	N/A			
		MIMO 7	39	-2.8	2.4			
		MIMO 8	52.7	-2.8	3.6			
4G/3G Band 7,30,38,40,41	2390~2690	MIMO 1	49	-3.1	3.3			
		MIMO 2	48	-3.2	1.9			
		MIMO 3	N/A	N/A	N/A			
		MIMO 4	47	-3.3	3.3			
		MIMO 5	44.5	-3.5	2.6			
		MIMO 6	N/A	N/A	N/A			
		MIMO 7	45	-3.5	2.8			
		MIMO 8	47.1	-3.3	4.5			
5GNR/4G Band 22,42,43,48,77,78,79	3300~5000	MIMO 1	51.5	-2.9	5.4			
		MIMO 2	N/A	N/A	N/A			
		MIMO 3	41	-3.9	4			
		MIMO 4	45.2	-3.5	2.9			
		MIMO 5	47.7	-3.2	2.5			
		MIMO 6	38	-4.2	4.2			
		MIMO 7	N/A	N/A	N/A			
		MIMO 8	52	-2.8	5.1			
LTE5200/ Wi-Fi 5800	5150~5925	MIMO 1	50.1	-2.9	5.2	3 Max	50Ω	Linear
		MIMO 2	N/A	N/A	N/A			
		MIMO 3	54	-2.7	5.3			
		MIMO 4	45	-3.5	7.1			
		MIMO 5	42	-3.8	6.6			
		MIMO 6	46.3	-3.3	4.2			
		MIMO 7	N/A	N/A	N/A			
		MIMO 8	51.5	-2.9	4.8			

Mechanical	
Height	20.5mm
Planner Dimension	146 x 134mm
Housing Material	ASA
Adhesive	CR4305 + 3M 9448HK
Cable	1m TGC-1.5DS for 5G/4G – Fully Customizable 1m RG174 for GNSS – Fully Customizable
Connector	5G/4G: SMA Male Straight – Fully Customizable GNSS: SMA Male Straight – Fully Customizable
Weight	800g
Environmental	
Protection	IP67
Temperature Range	-40°C to 85°C
Humidity	Non-condensing 65°C 95% RH

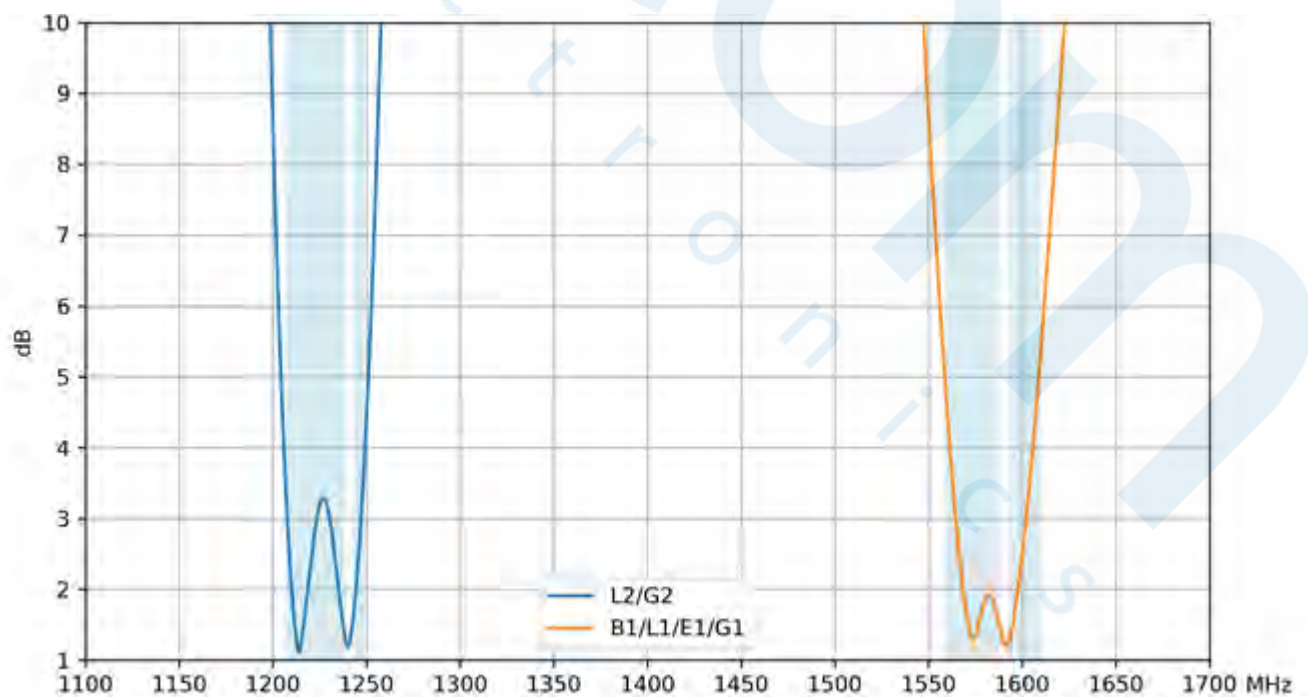
5G/4G Bands						
Band Number	5G NR / FR1 / LTE / LTE-Advanced / WCDMA / HSPA / HSPA+ / TD-SCDMA					
	Uplink	Downlink	Covered (4G/5G-1&8)	Covered (4G/5G-2&7)	Covered (4G/5G-3&6)	Covered (4G/5G-4&5)
1	UL: 1920 to 1980	DL: 2110 to 2170	✓	✓	✗	✓
2	UL: 1850 to 1910	DL: 1930 to 1990	✓	✓	✗	✓
3	UL: 1710 to 1785	DL: 1805 to 1880	✓	✓	✗	✓
4	UL: 1710 to 1755	DL: 2110 to 2155	✓	✓	✗	✓
5	UL: 824 to 849	DL: 869 to 894	✗	✗	✗	✓
7	UL: 2500 to 2570	DL: 2620 to 2690	✓	✓	✓	✓
8	UL: 880 to 915	DL: 925 to 960	✗	✗	✗	✓
9	UL: 1749.9 to 1784.9	DL: 1844.9 to 1879.9	✓	✓	✗	✓
11	UL: 1427.9 to 1447.9	DL: 1475.9 to 1495.9	✓	✓	✗	✓
12	UL: 699 to 716	DL: 729 to 746	✗	✗	✗	✓
13	UL: 777 to 787	DL: 746 to 756	✗	✗	✗	✓
14	UL: 788 to 798	DL: 758 to 768	✗	✗	✗	✓
17	UL: 704 to 716	DL: 734 to 746	✗	✗	✗	✓
18	UL: 815 to 830	DL: 860 to 875	✗	✗	✗	✓
19	UL: 830 to 845	DL: 875 to 890	✗	✗	✗	✓
20	UL: 832 to 862	DL: 791 to 821	✗	✗	✗	✓
21	UL: 1447.9 to 1462.9	DL: 1495.9 to 1510.9	✓	✓	✗	✓
22	UL: 3410 to 3490	DL: 3510 to 3590	✓	✓	✓	✓
23	UL: 2000 to 2020	DL: 2180 to 2200	✓	✓	✗	✓
24	UL: 1625.5 to 1660.5	DL: 1525 to 1559	✗	✓	✗	✓
25	UL: 1850 to 1915	DL: 1930 to 1995	✓	✓	✗	✓
26	UL: 814 to 849	DL: 859 to 894	✗	✗	✗	✓
27	UL: 807 to 824	DL: 852 to 869	✗	✗	✗	✓
28	UL: 703 to 748	DL: 758 to 803	✗	✗	✗	✓
29	UL: -	DL: 717 to 728	✗	✗	✗	✓
30	UL: 2305 to 2315	DL: 2350 to 2360	✓	✓	✗	✓
31	UL: 452.5 to 457.5	DL: 462.5 to 467.5	✗	✗	✗	✗
32	UL: -	DL: 1452 - 1496	✗	✓	✗	✓
35	1850 to 1910		✓	✓	✗	✓
38	2570 to 2620		✓	✓	✗	✓
39	1880 to 1920		✓	✓	✗	✓
40	2300 to 2400		✓	✓	✗	✓
41	2496 to 2690		✓	✓	✗	✓
42	3400 to 3600		✓	✗	✓	✓
43	3600 to 3800		✓	✗	✓	✓
48	3550 to 3700		✓	✗	✓	✓
66	UL: 1710-1780	DL: 2110-2200	✓	✓	✗	✓
71	617 to 698		✗	✗	✗	✓
74/75/76	1427 to 1518		✗	✓	✗	✓
77/78/79	3300 to 3800		✓	✓	✓	✓
WiFi 5800	5150 to 5925		✓	✓	✓	✓

3. Antenna Characteristics

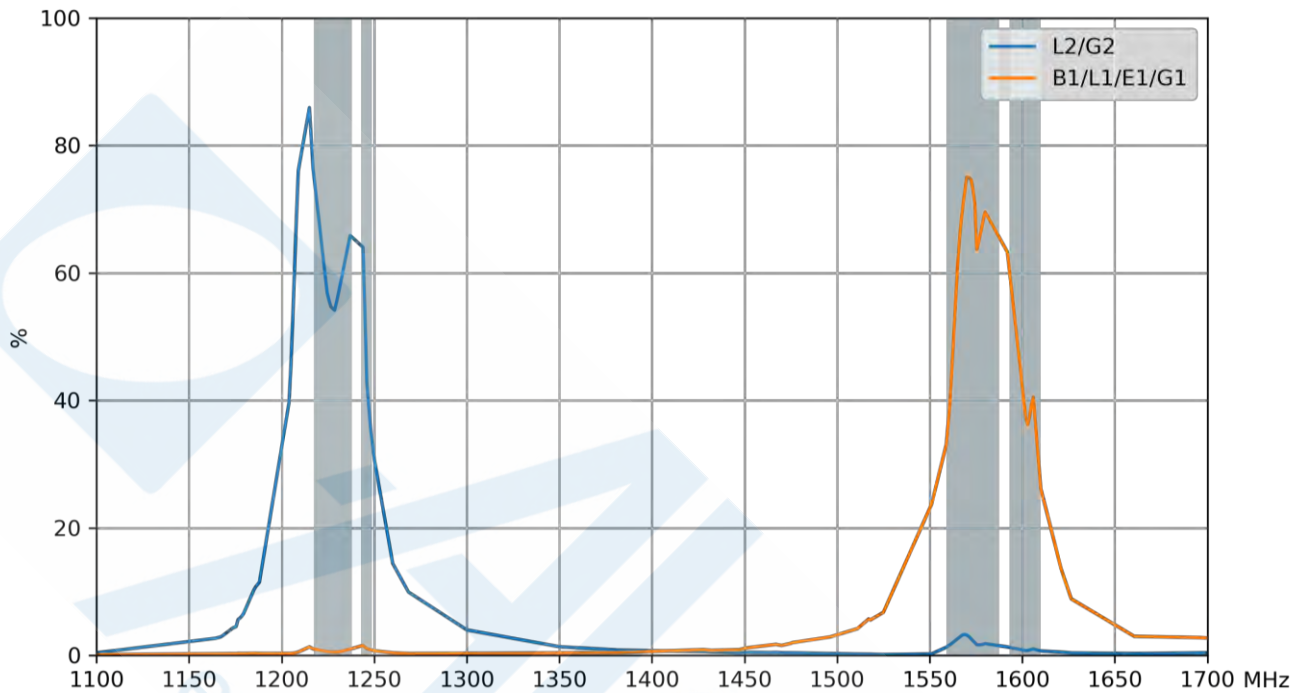
3.1 Return Loss - GNSS



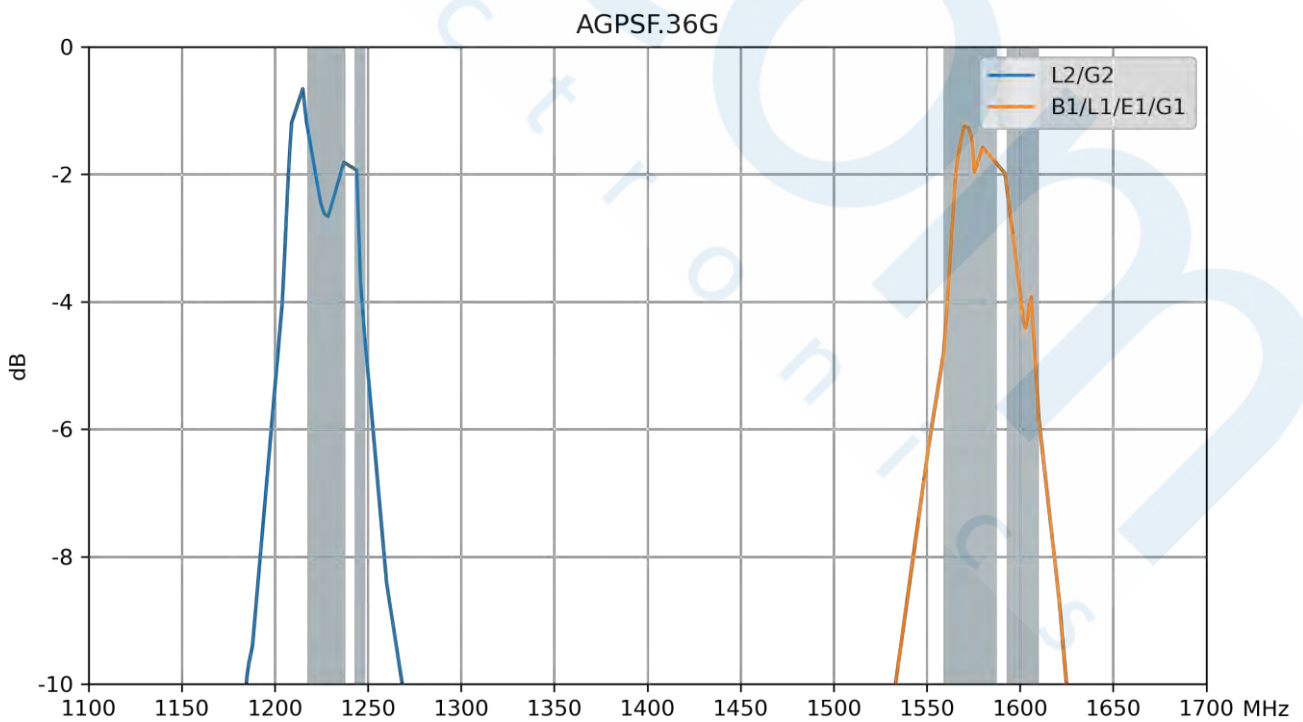
3.2 VSWR – GNSS



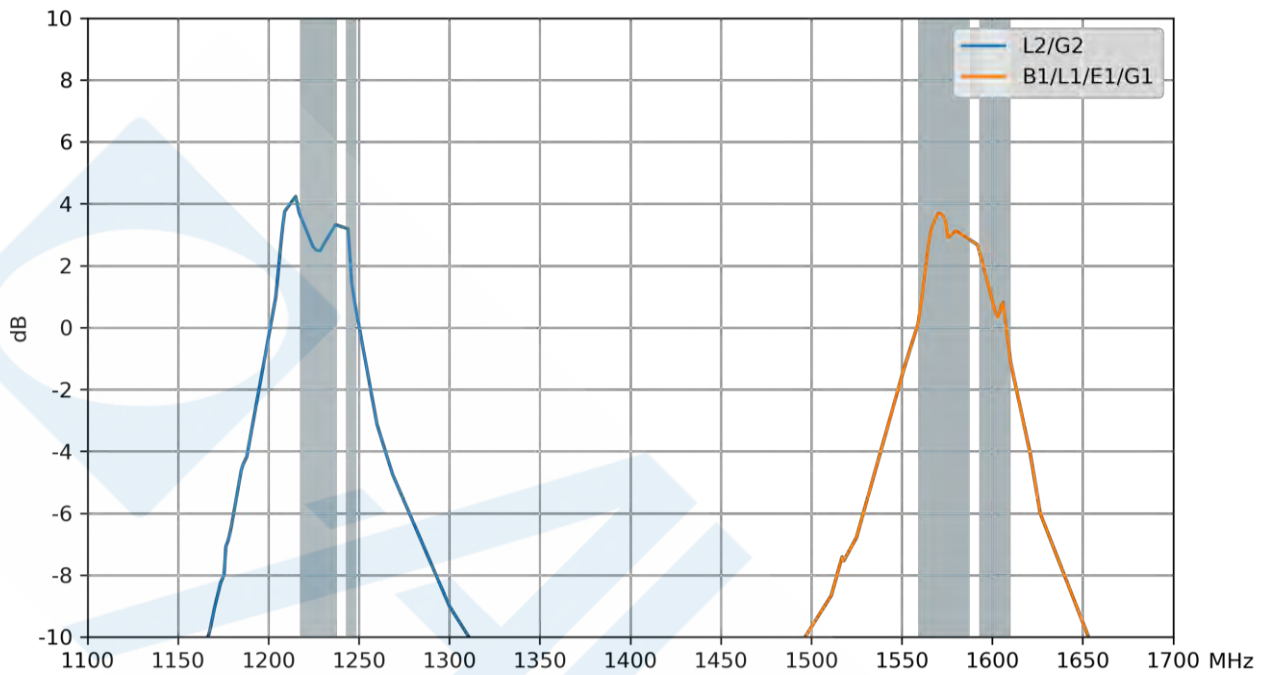
3.3 Efficiency – GNSS



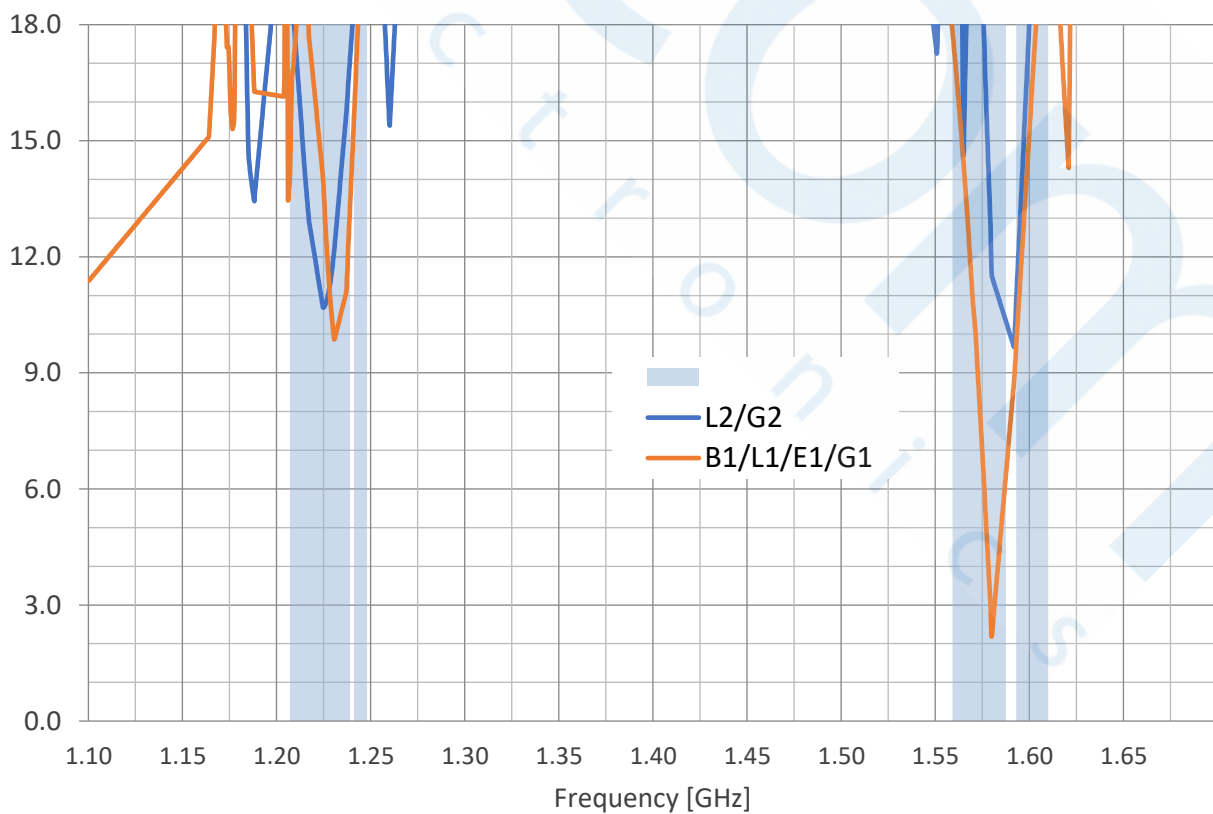
3.4 Average Gain - GNSS



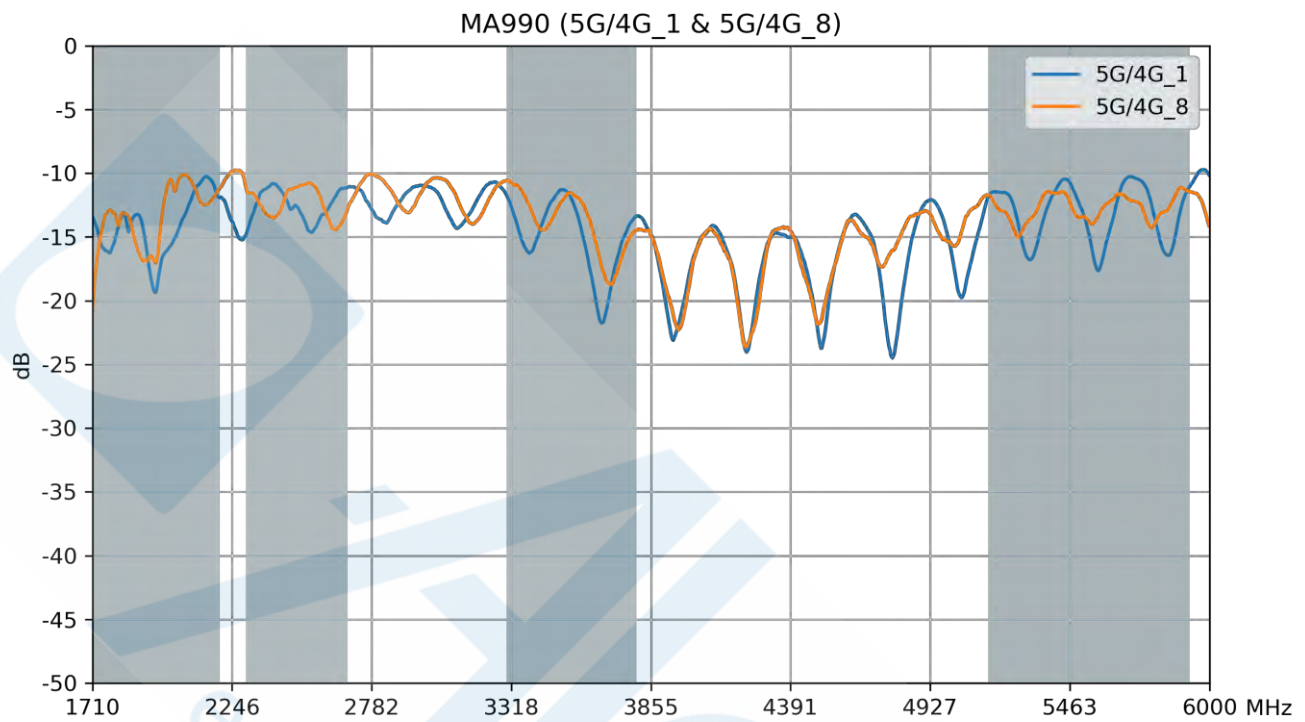
3.5 Peak Gain – GNSS



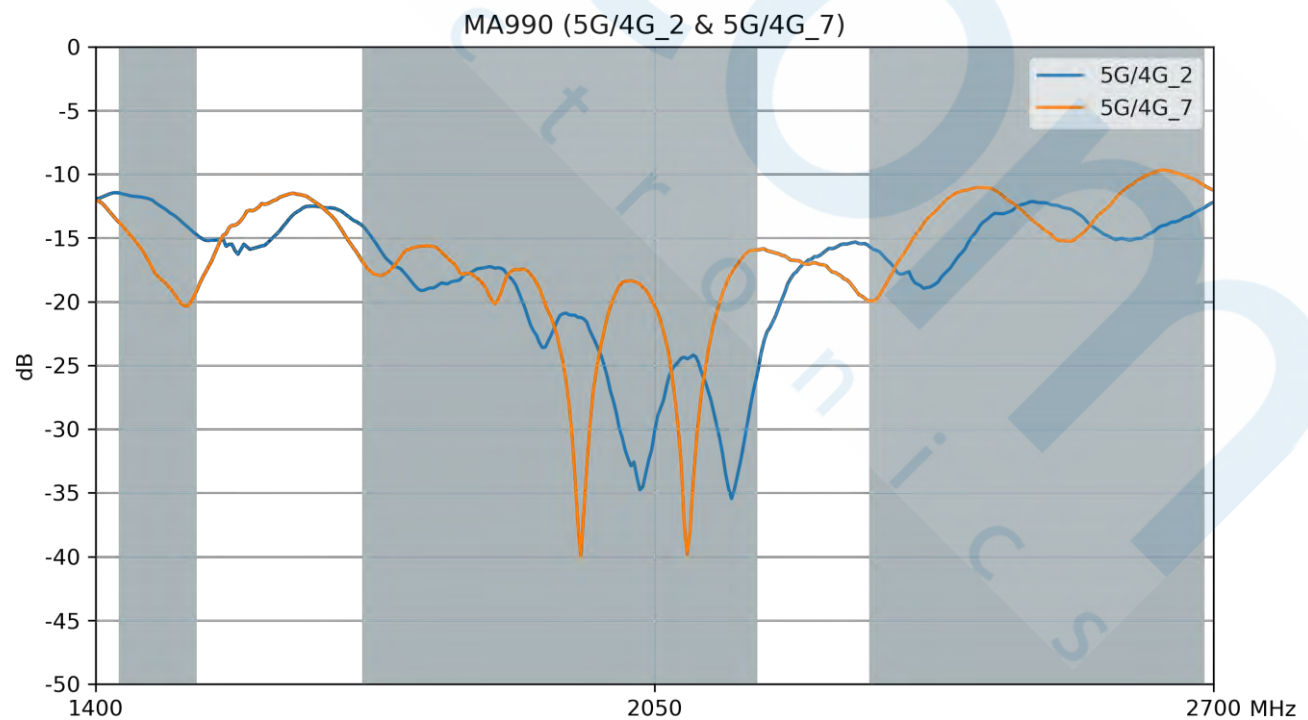
3.6 Axial Ratio – GNSS



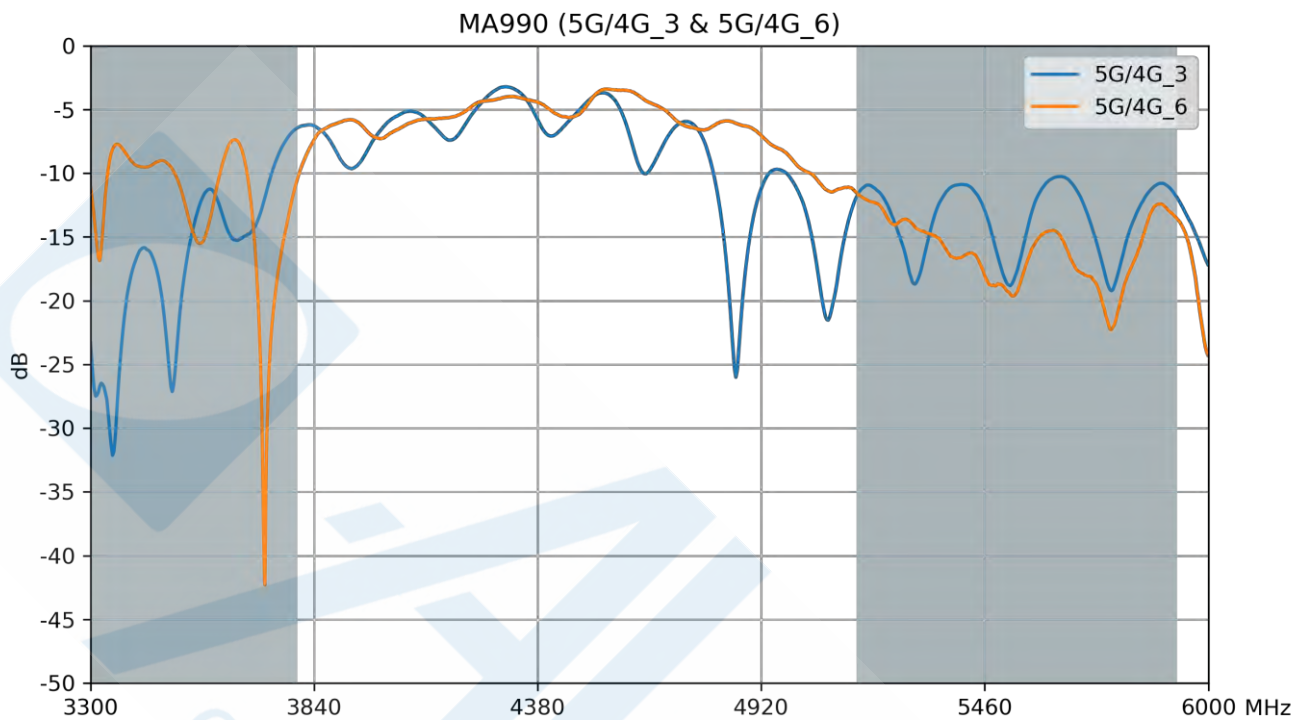
3.7 Return Loss - 5G/4G 1 & 8



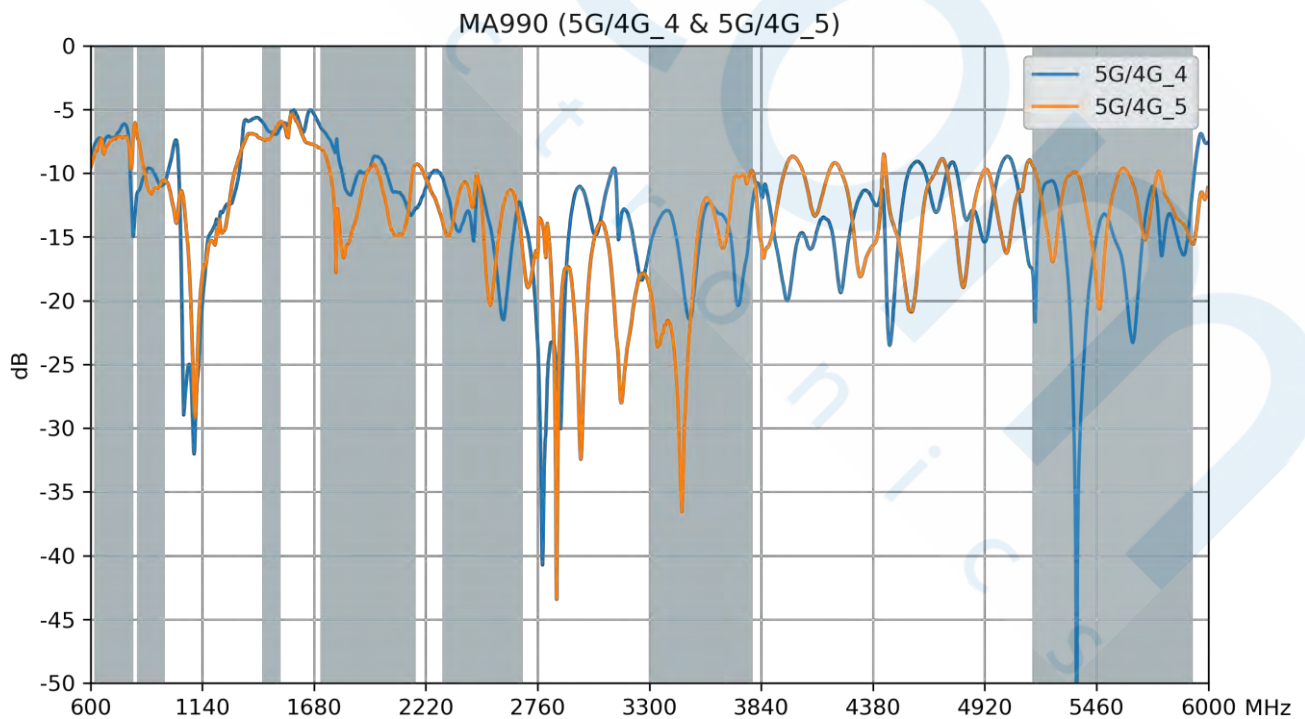
3.8 Return Loss - 5G/4G 2 & 7



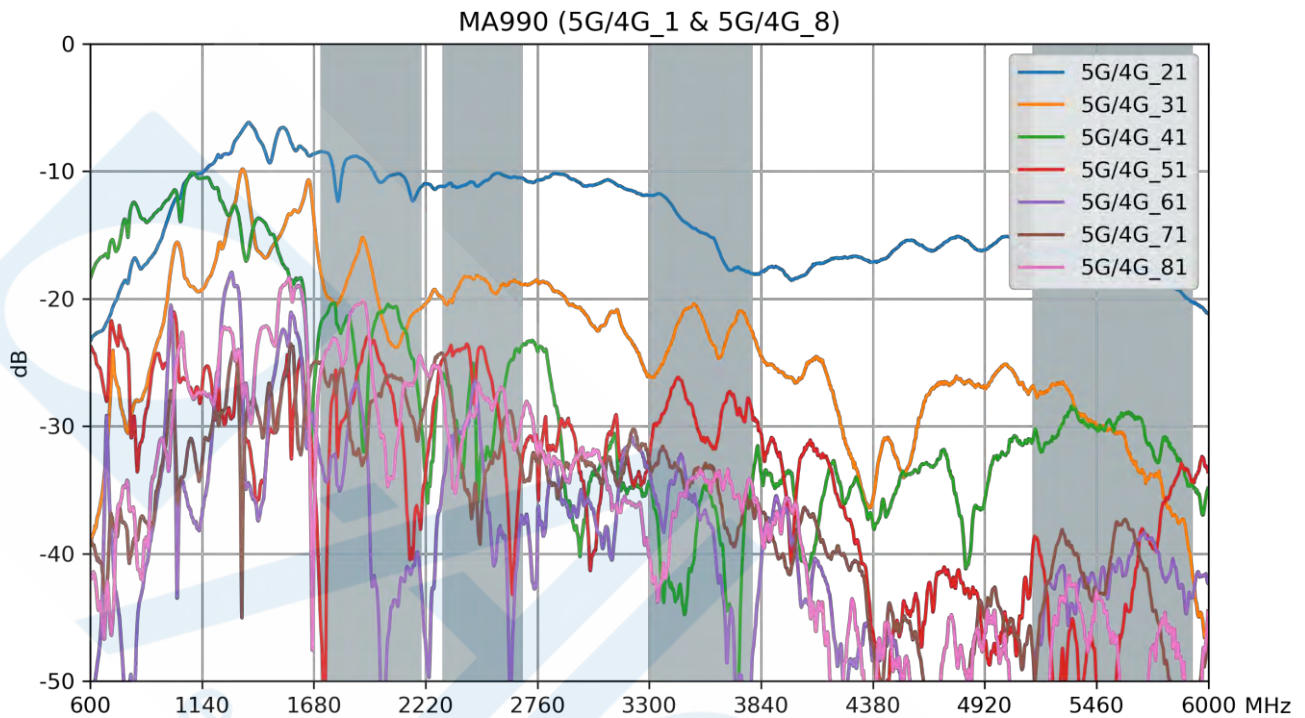
3.9 Return Loss - 5G/4G 3 & 6



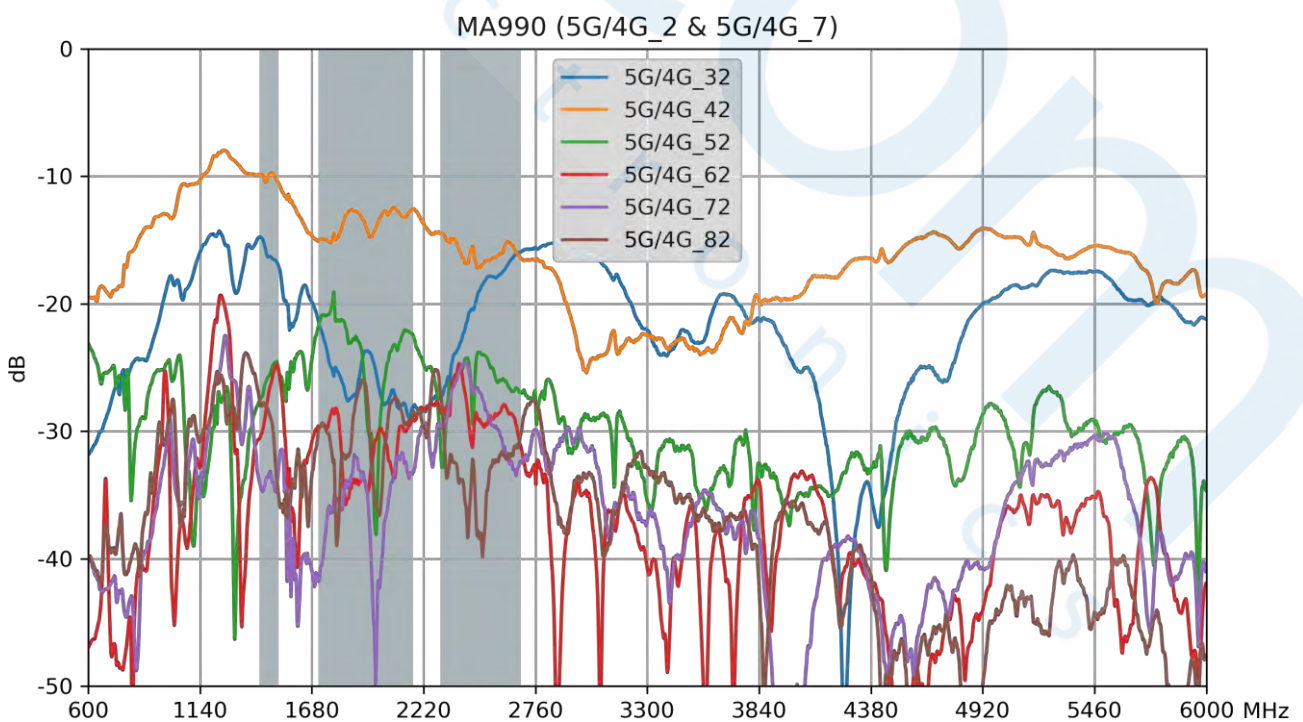
3.10 Return Loss - 5G/4G 4 & 5



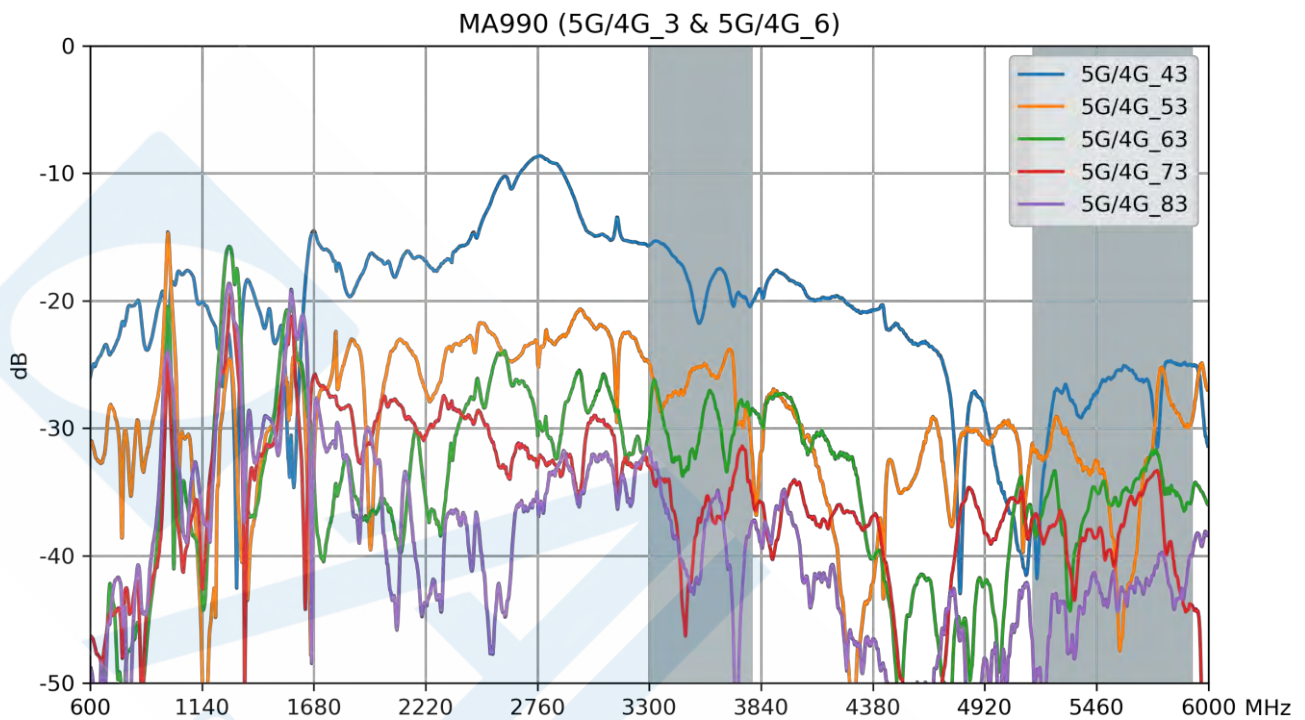
3.11 Isolation – 5G/4G 1 & 8



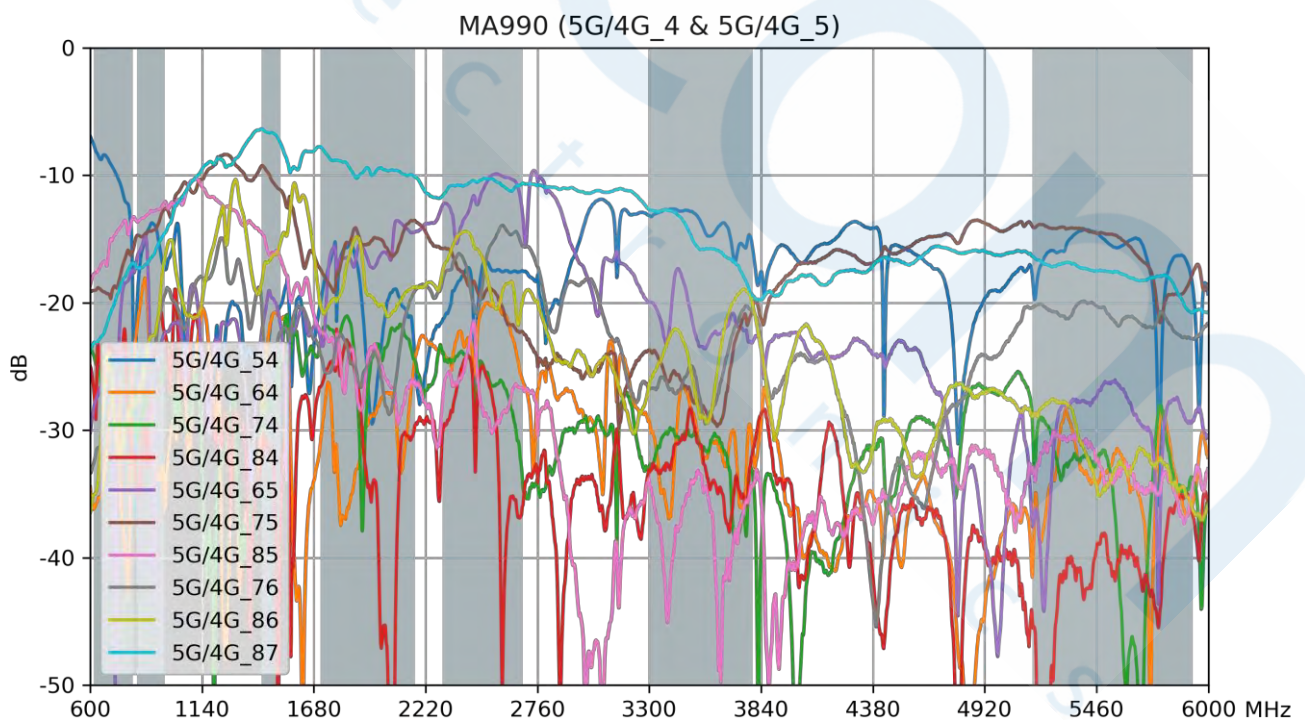
3.12 Isolation – 5G/4G 2 & 7



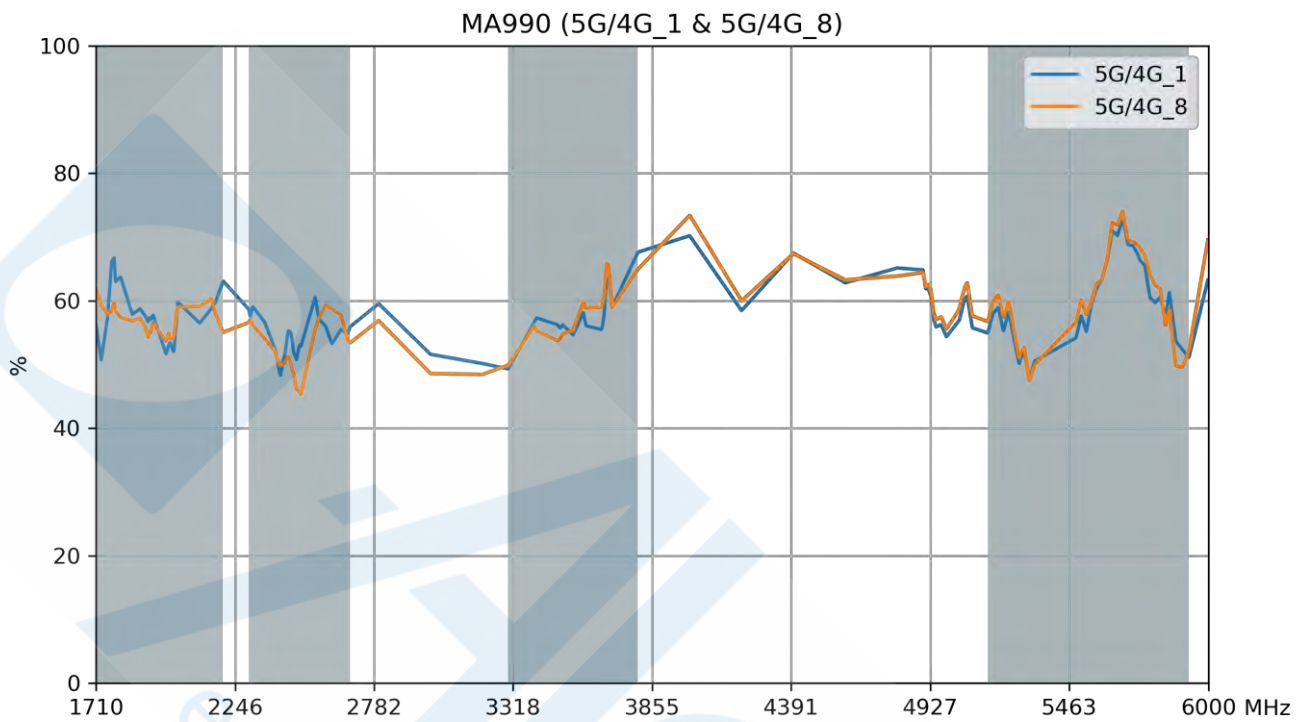
3.13 Isolation – 5G/4G 3 & 6



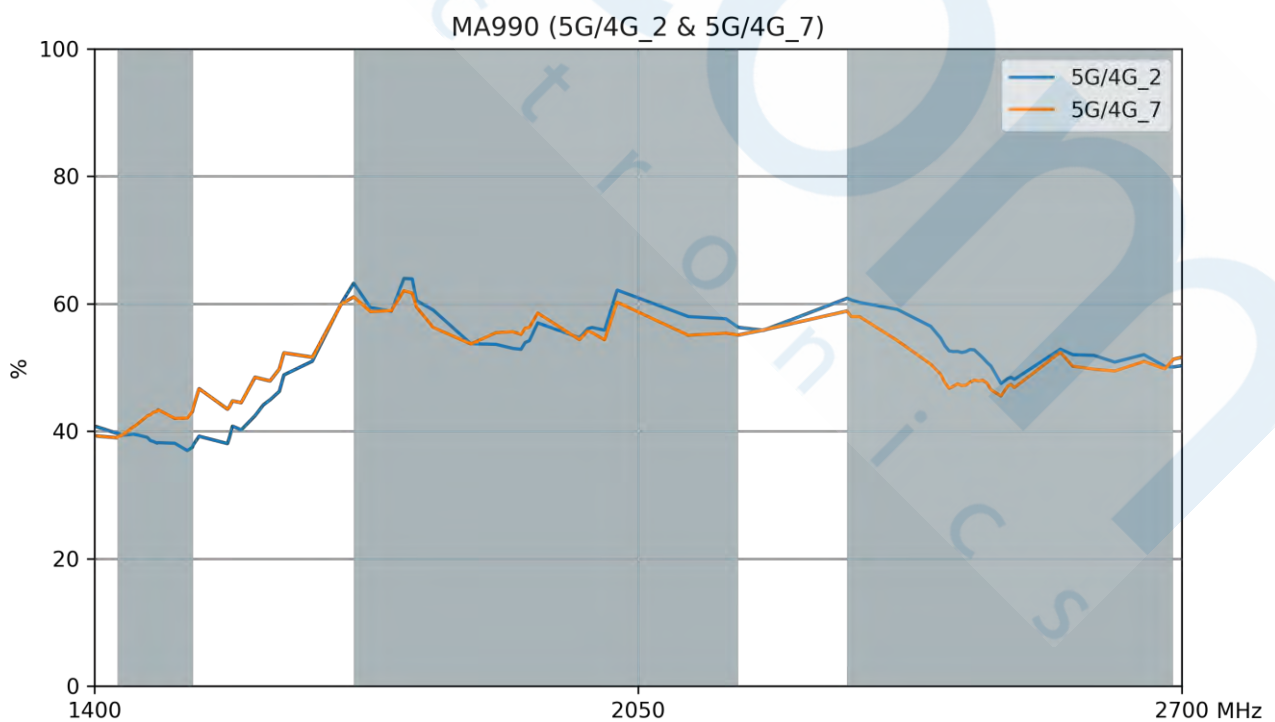
3.14 Isolation – 5G/4G 4 & 5



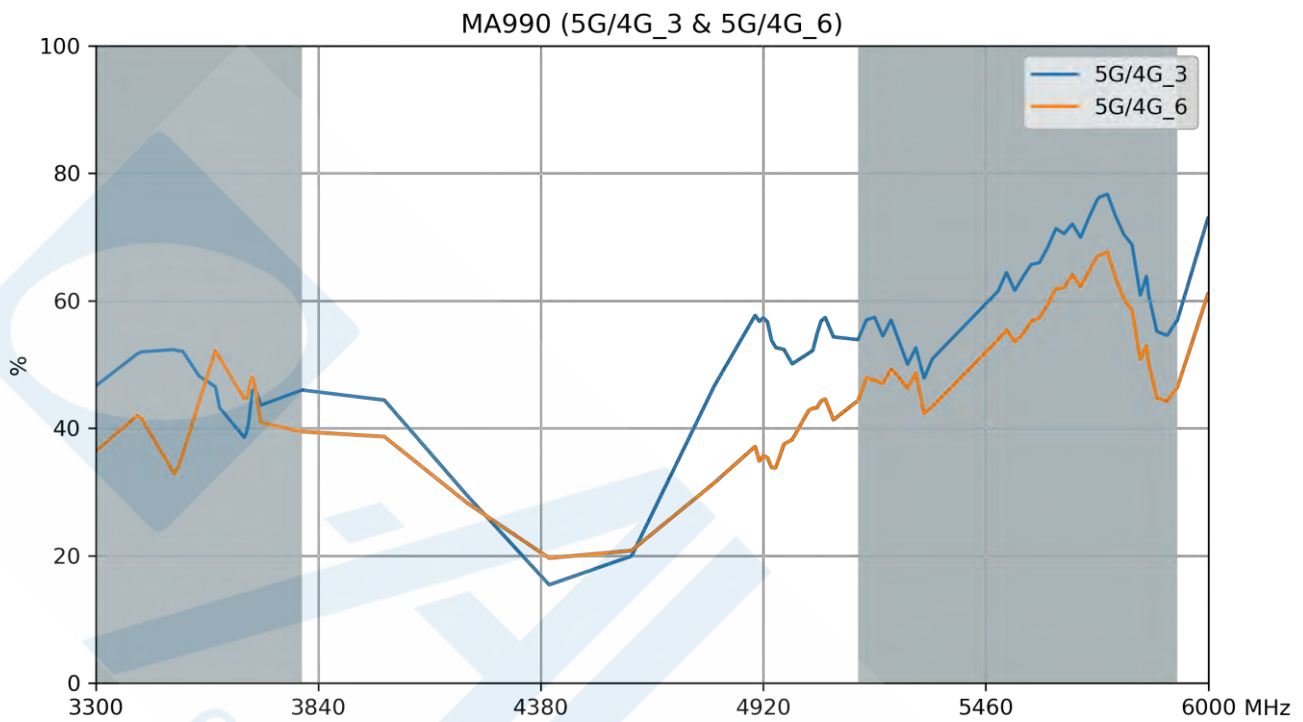
3.15 Efficiency – 5G/4G 1 & 8



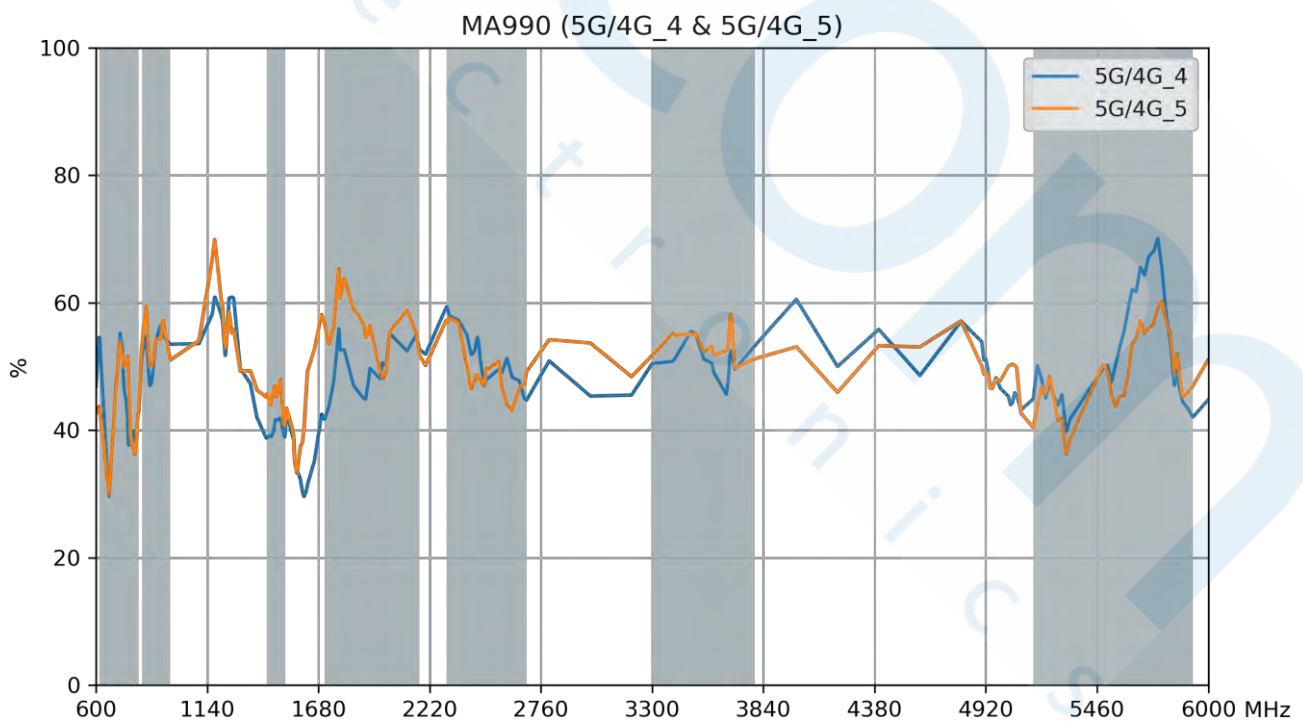
3.16 Efficiency – 5G/4G 2 & 7



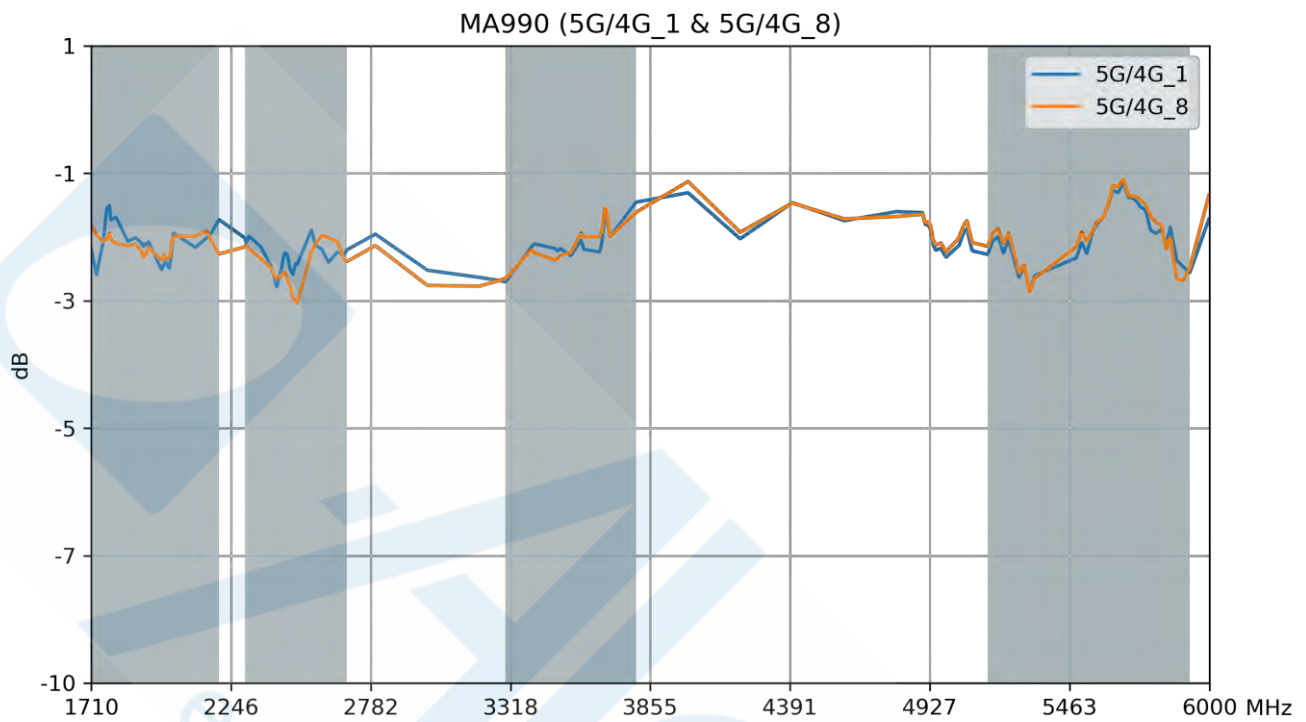
3.17 Efficiency – 5G/4G 3 & 6



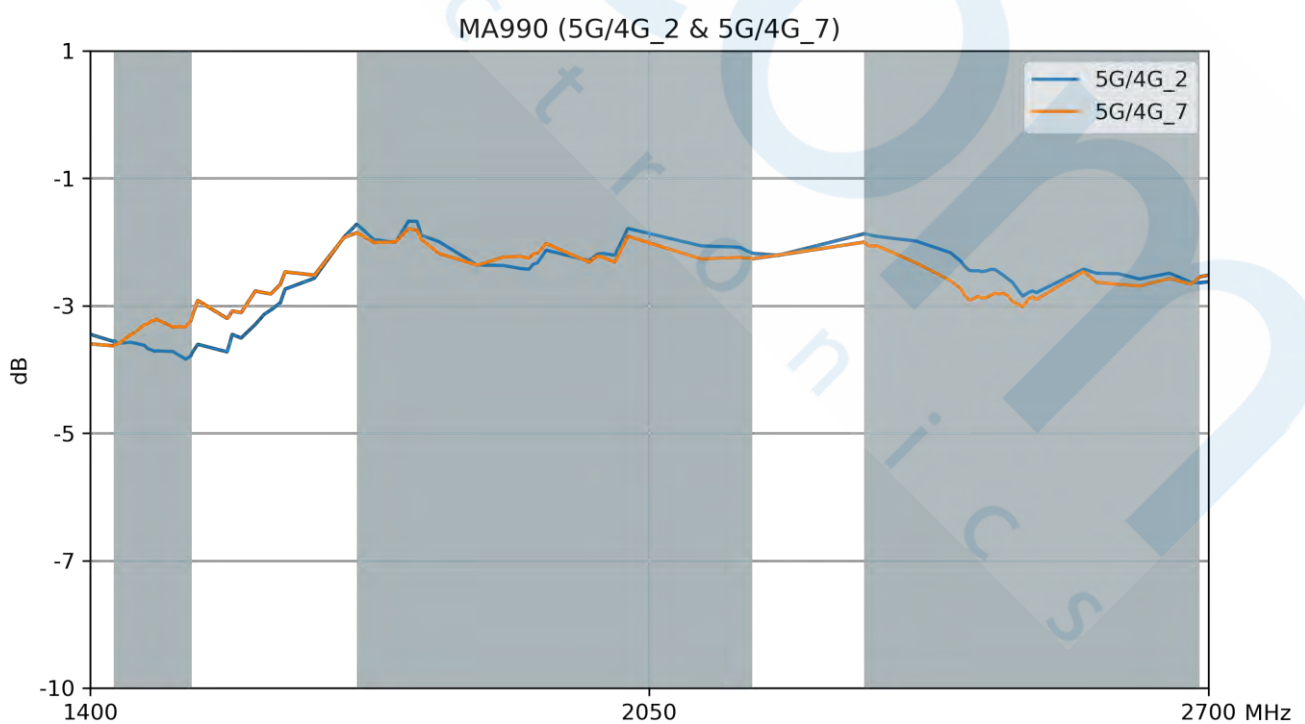
3.18 Efficiency – 5G/4G 4 & 5



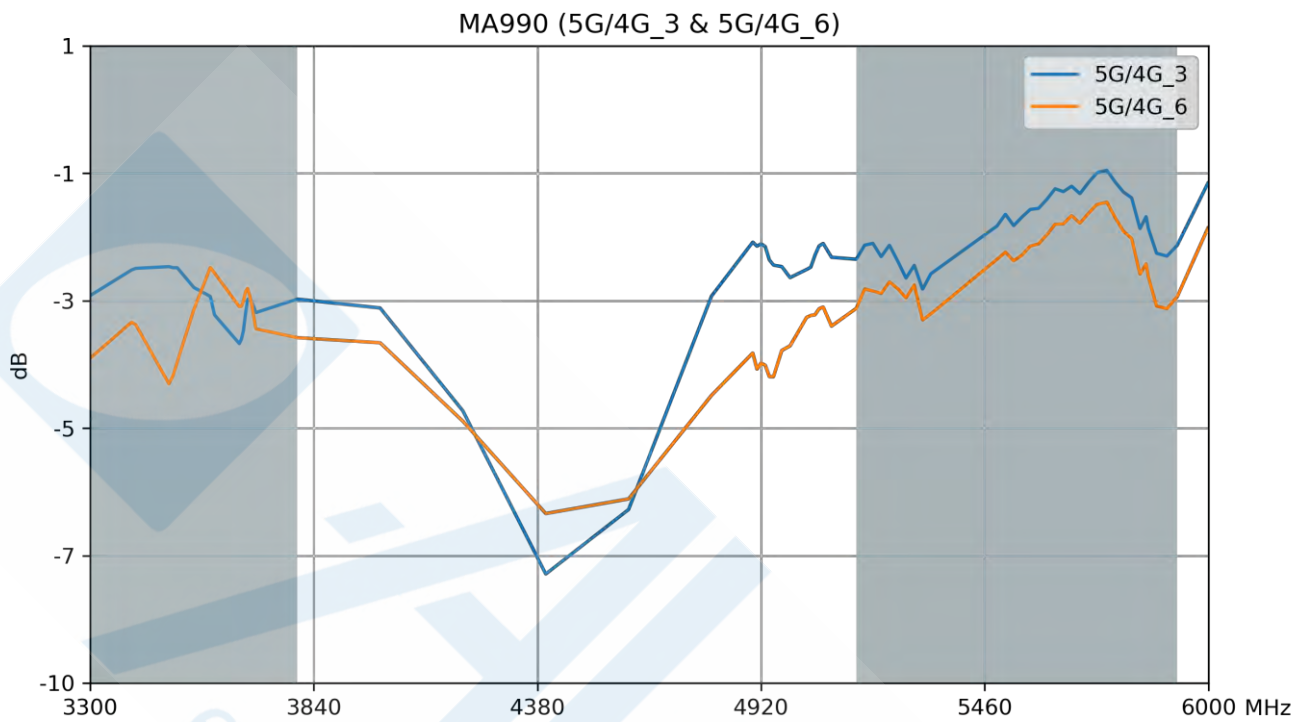
3.19 Average Gain – 5G/4G 1 & 8



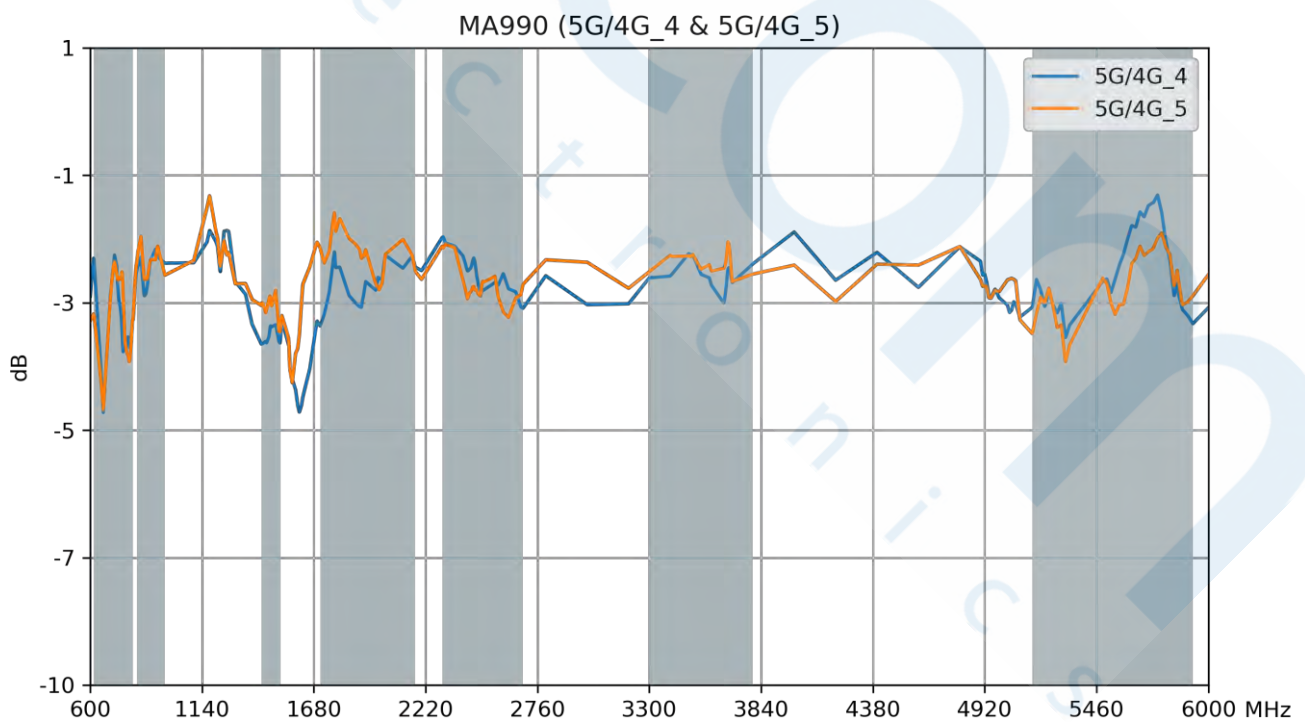
3.20 Average Gain – 5G/4G 2 & 7



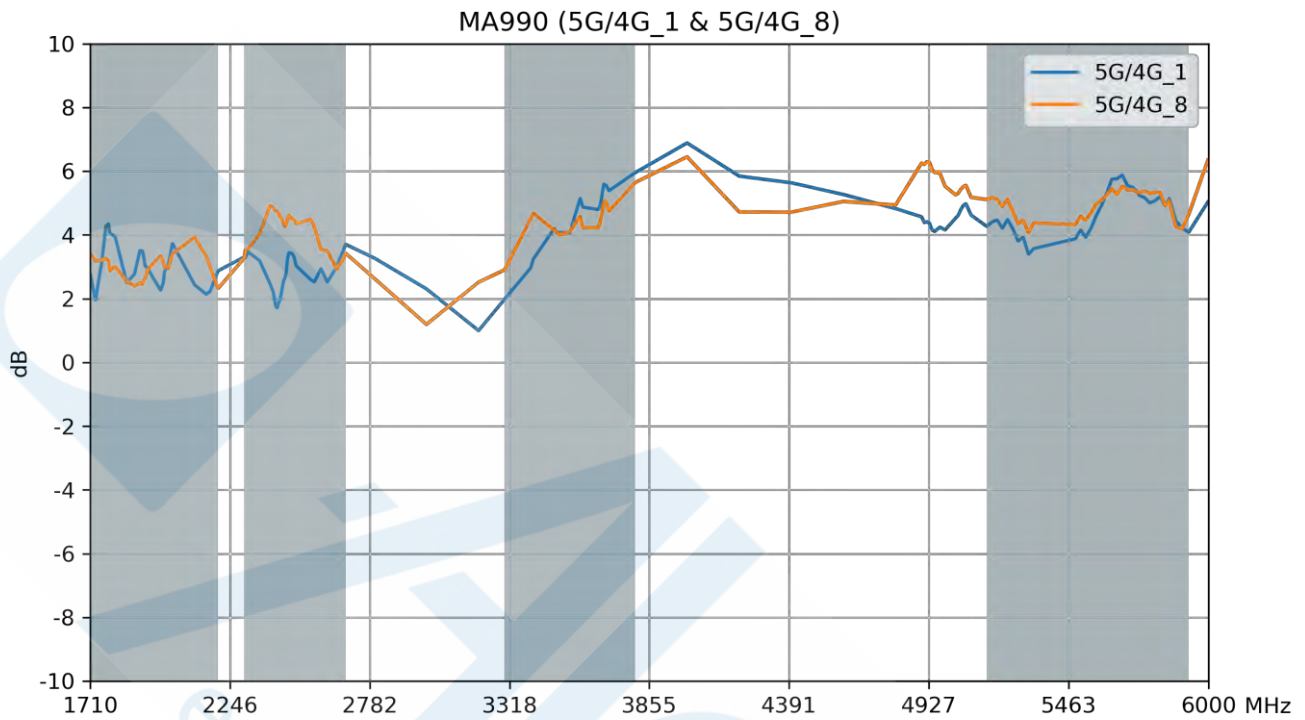
3.21 Average Gain – 5G/4G 3 & 6



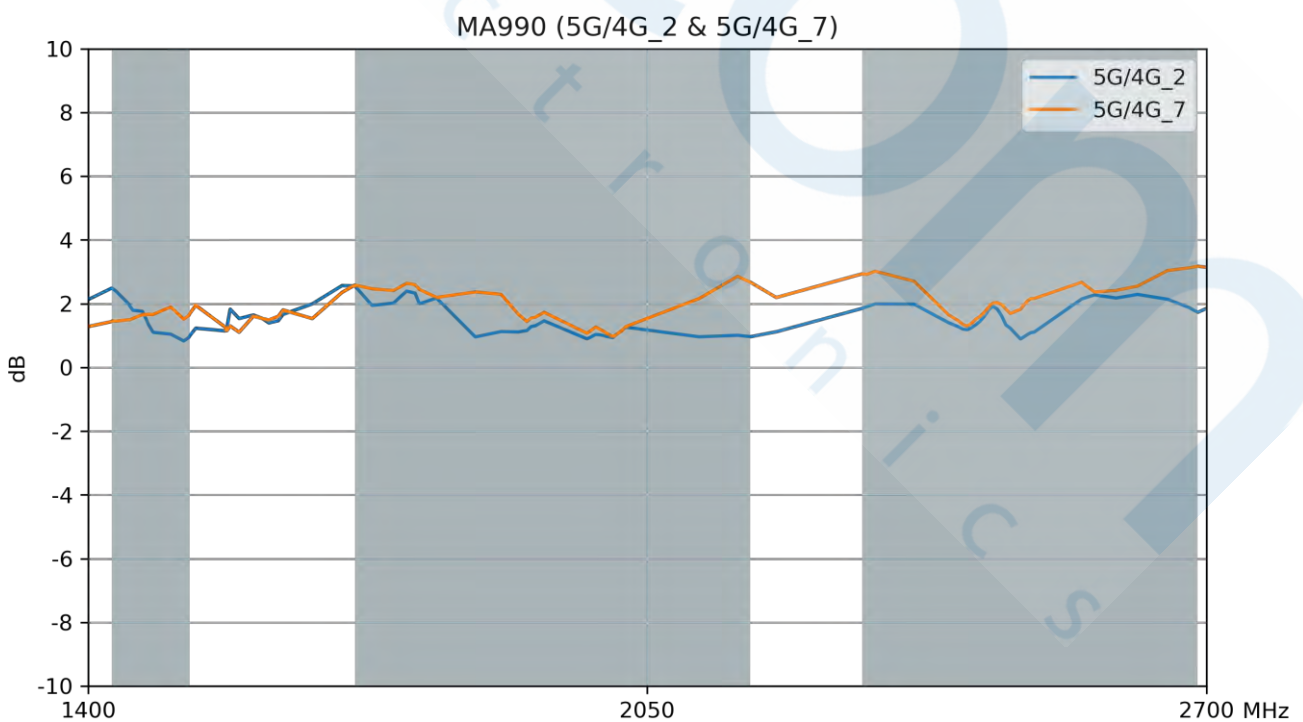
3.22 Average Gain – 5G/4G 4 & 5



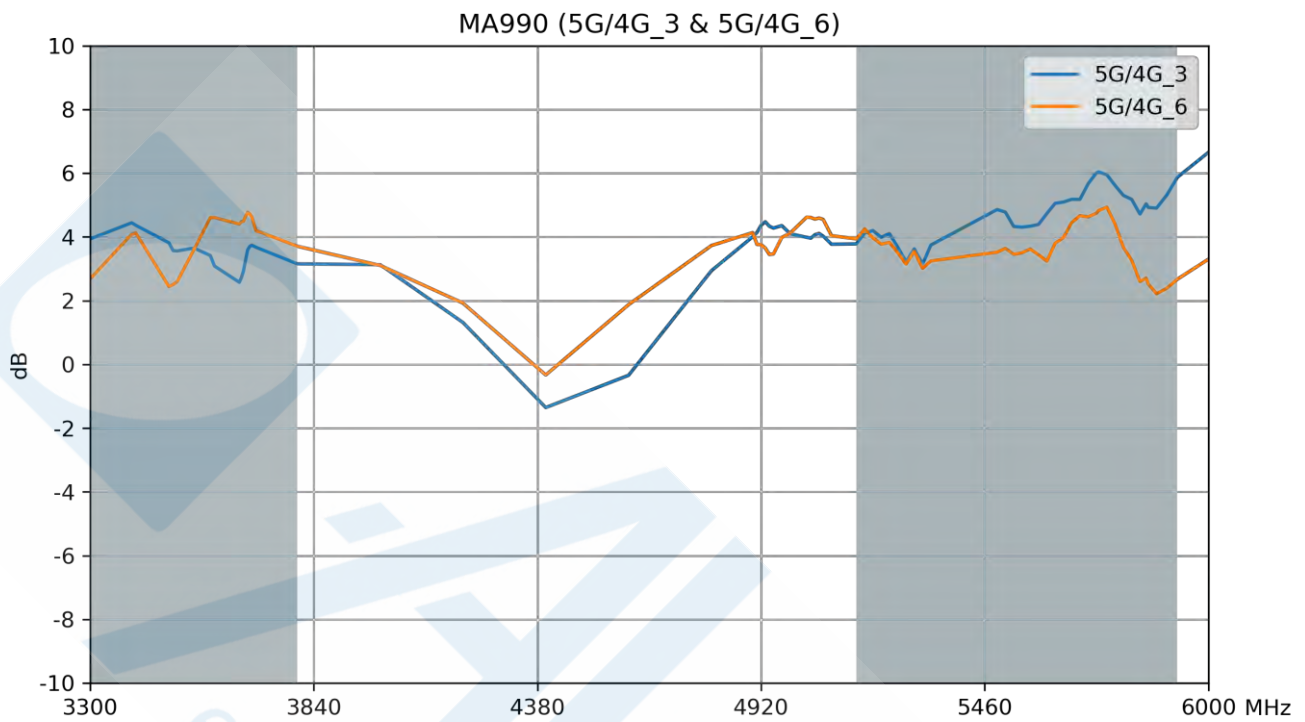
3.23 Peak Gain – 5G/4G 1 & 8



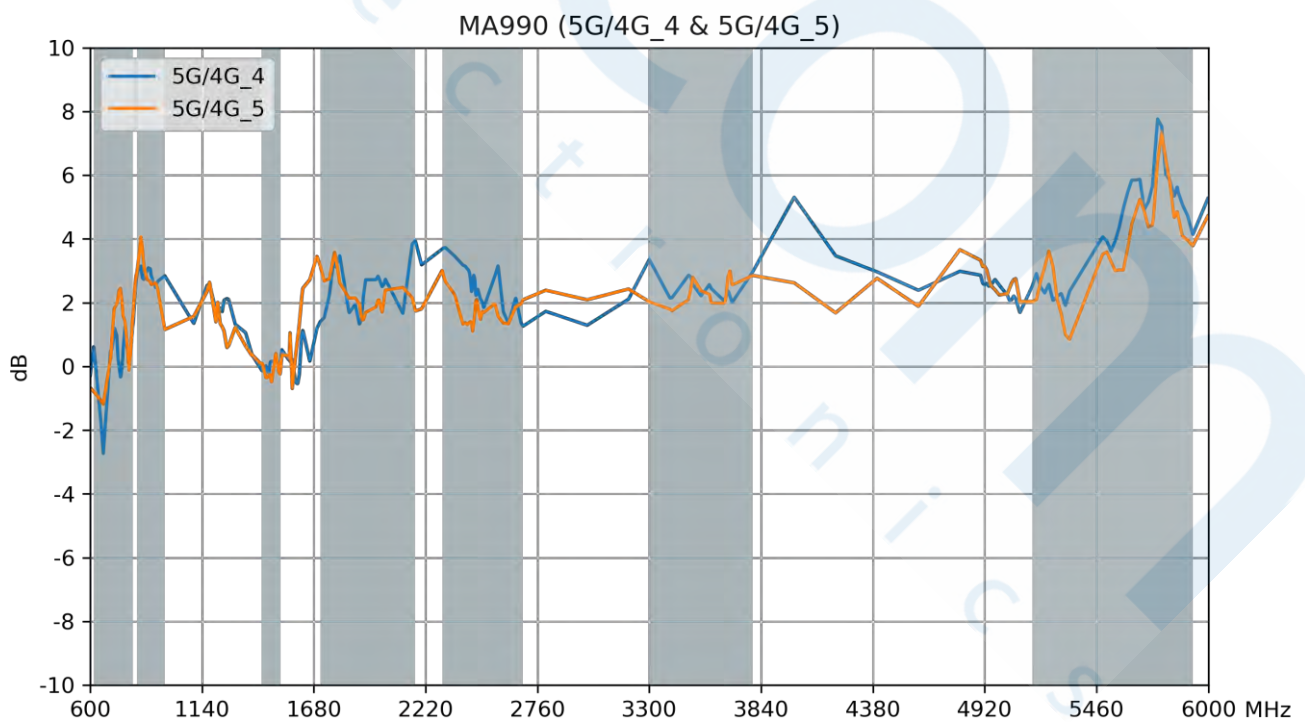
3.24 Peak Gain – 5G/4G 2 & 7



3.25 Peak Gain – 5G/4G 3 & 6

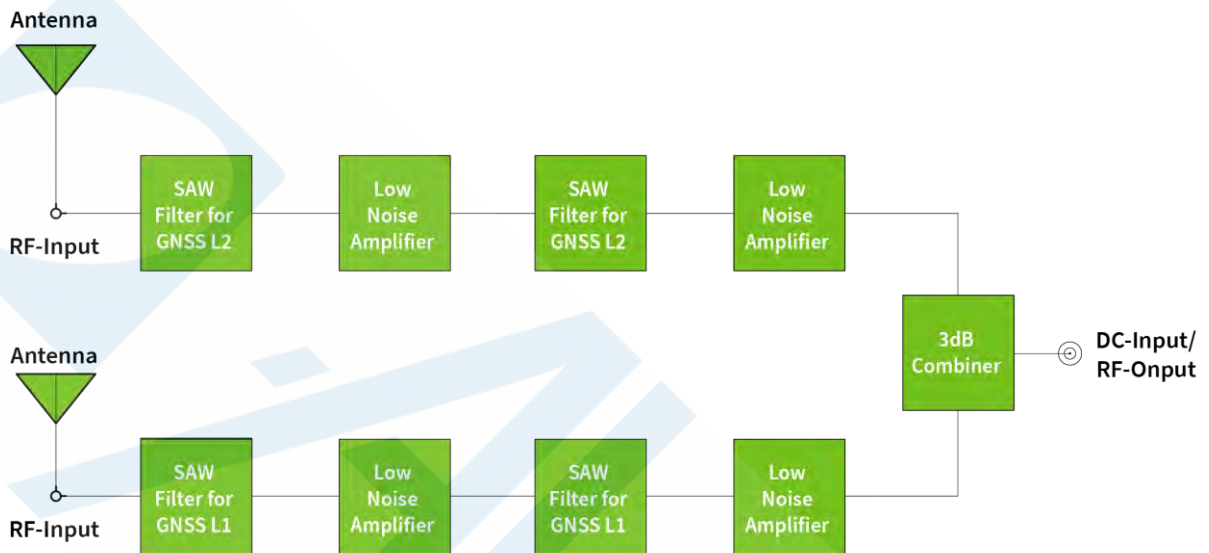


3.26 Peak Gain – 5G/4G 4 & 5

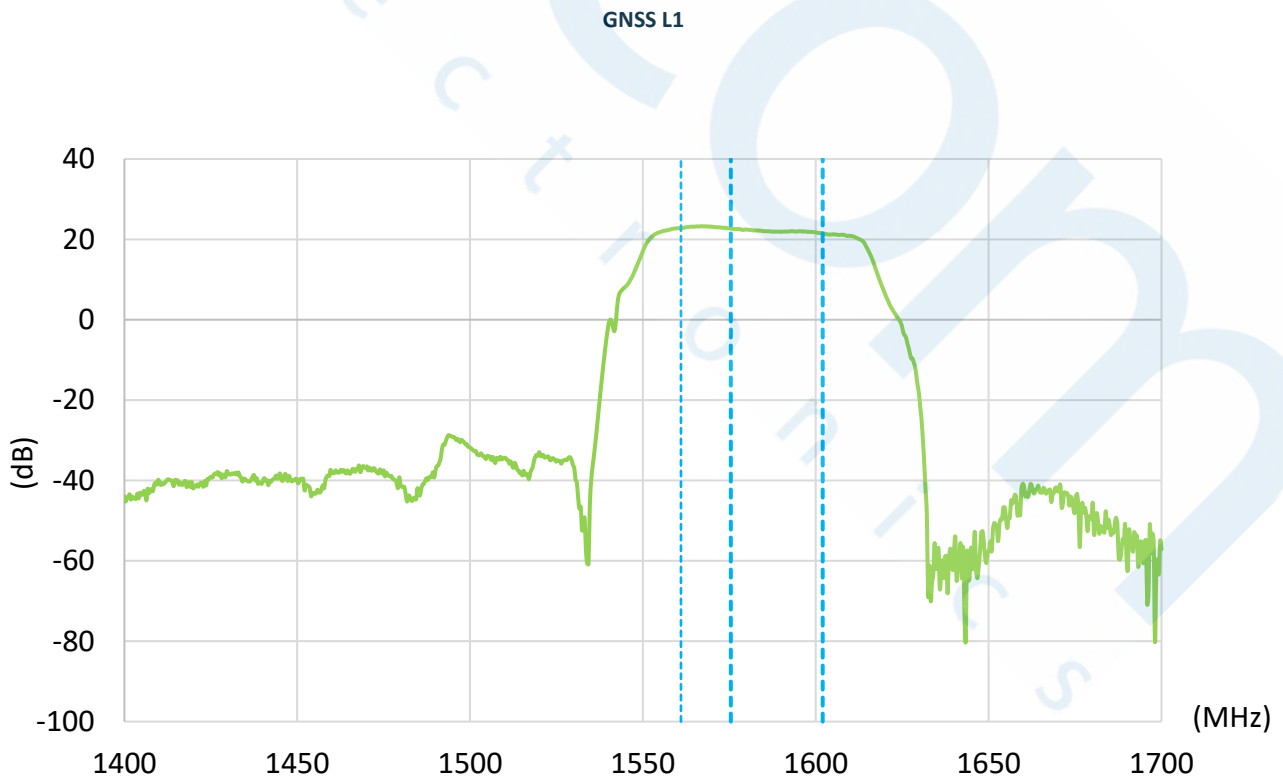


4. Active Antenna Characteristics

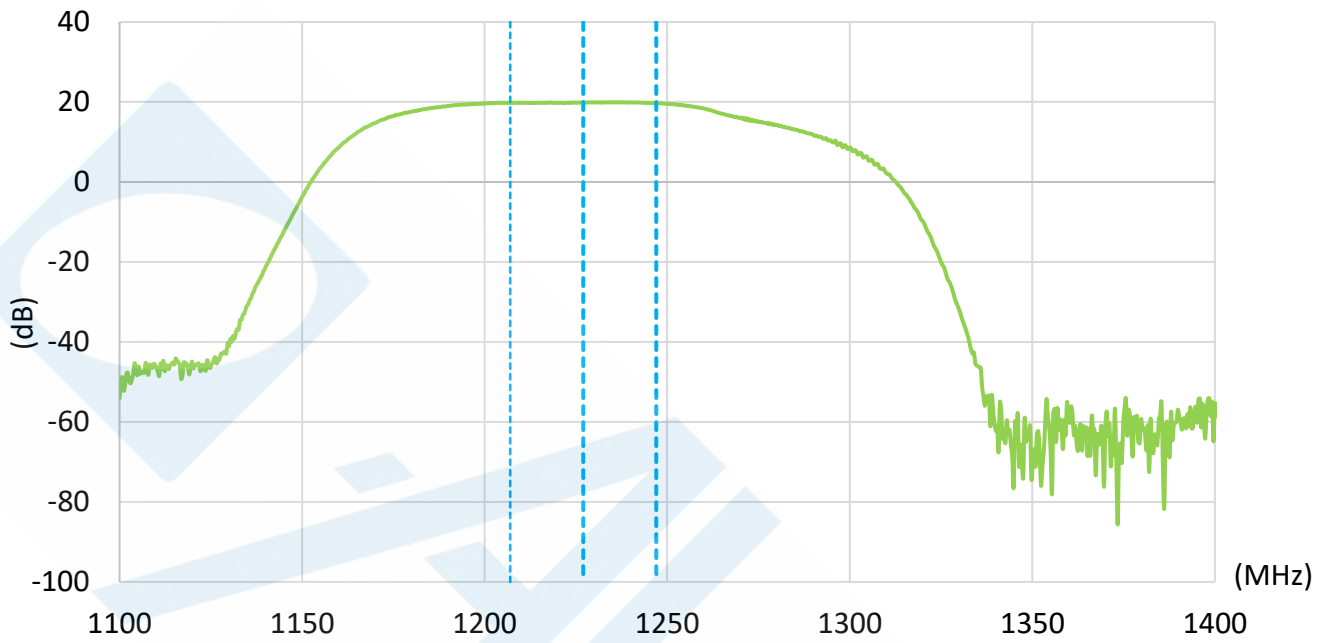
4.1 Block Diagram



4.2 LNA Gain @3.0V

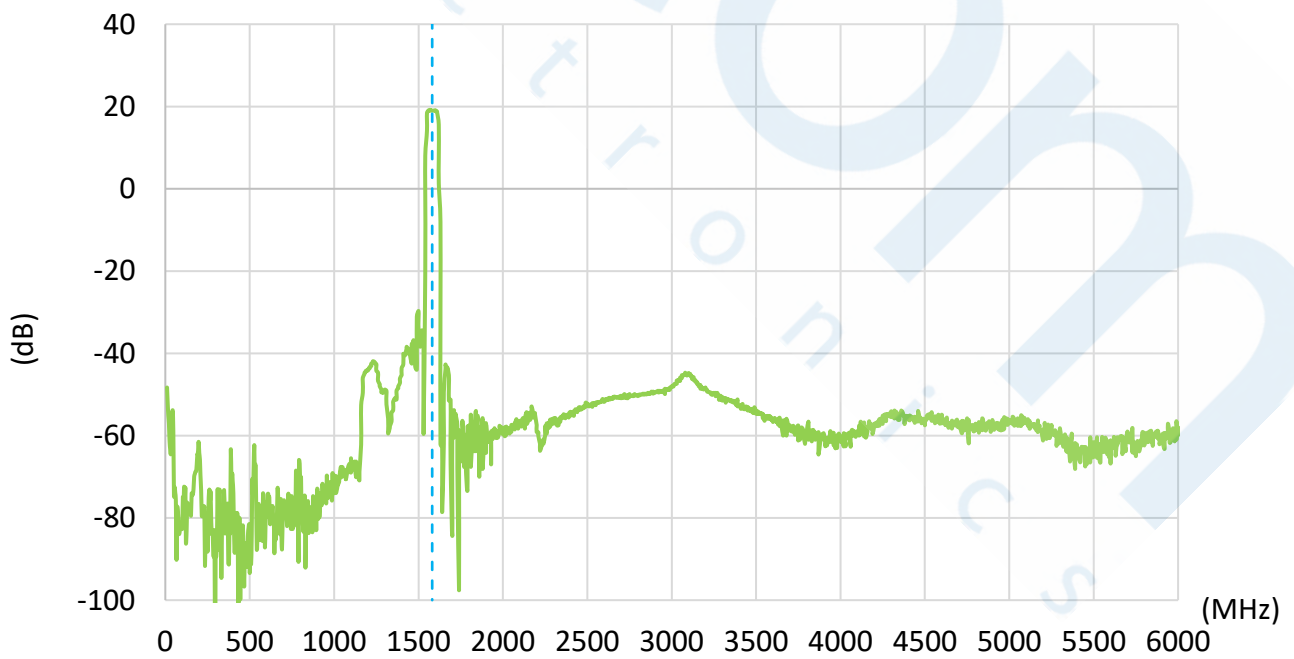


GNSS L2

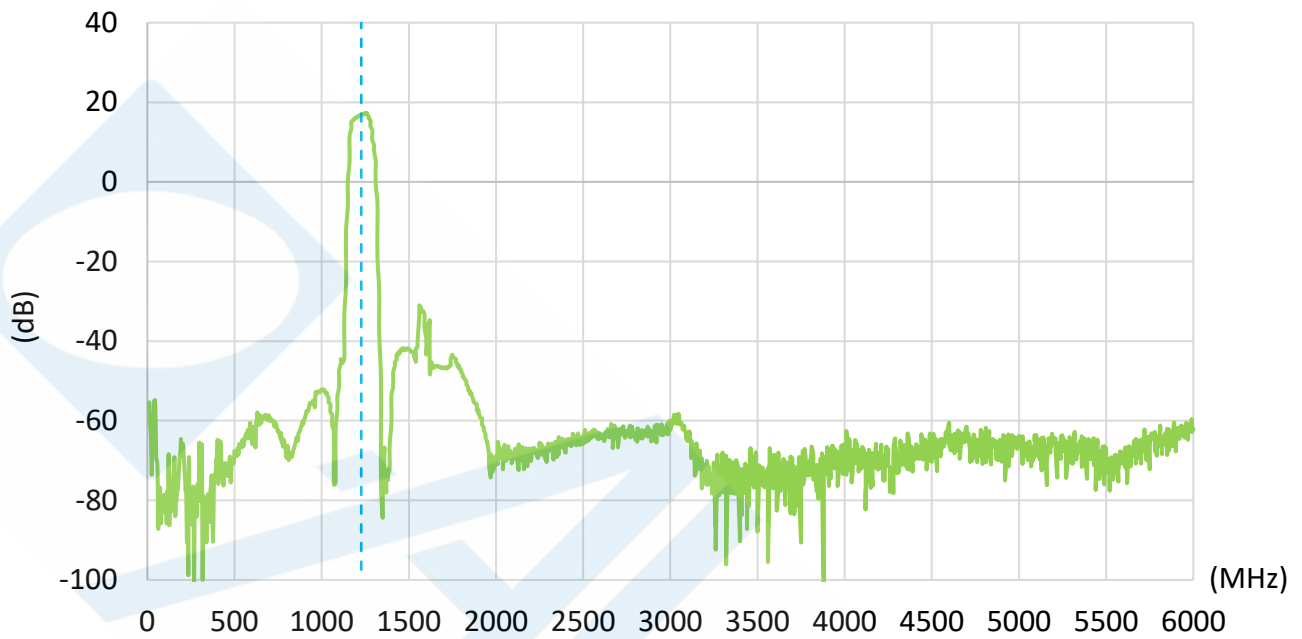


4.3 Out of Band Rejection

GNSS L1



GNSS L2

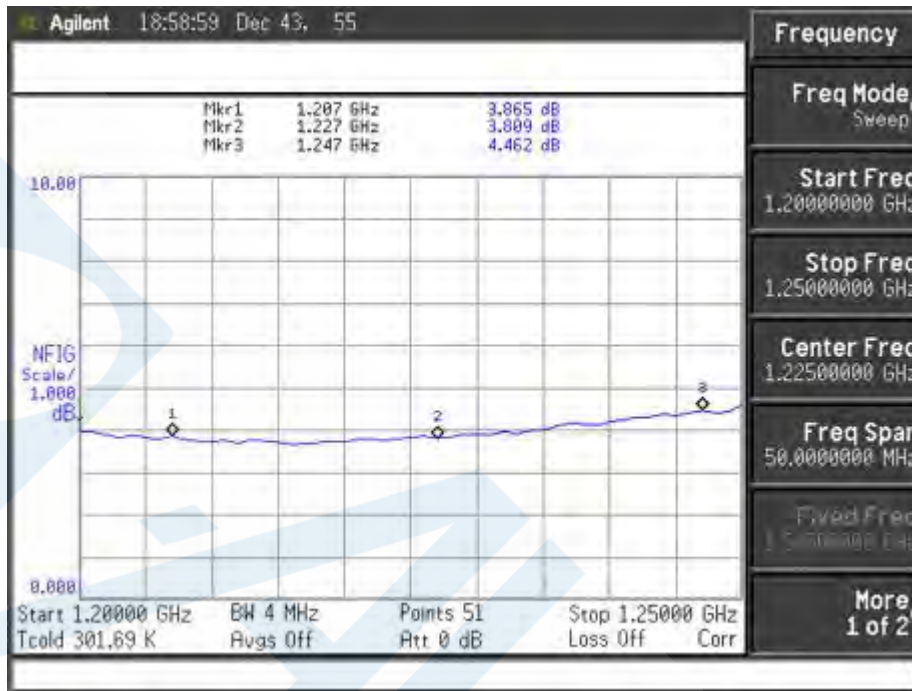


3.11 Noise Figure

GNSS L1



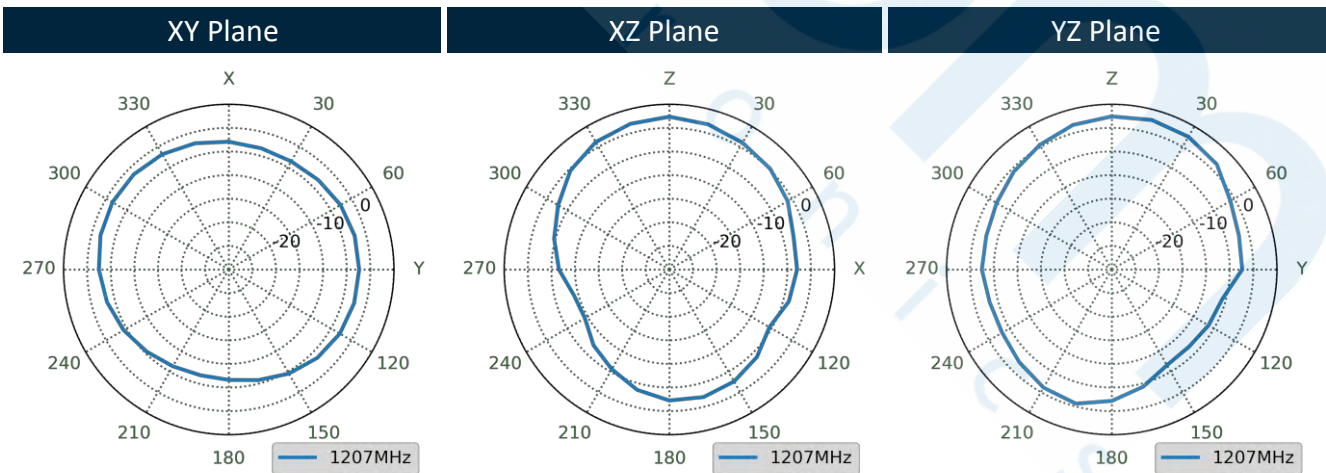

GNSS L2




5. Radiation Patterns

5.1 GNSS 3D and 2D Radiation Patterns

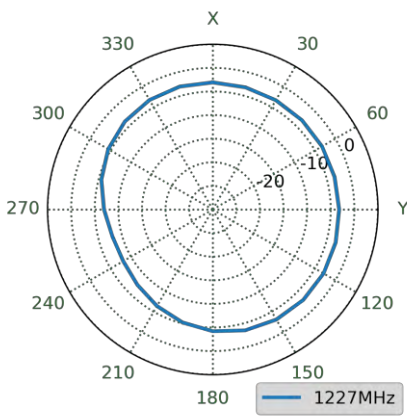
1207MHz



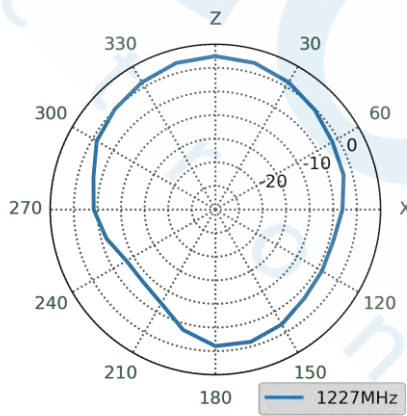
1227MHz



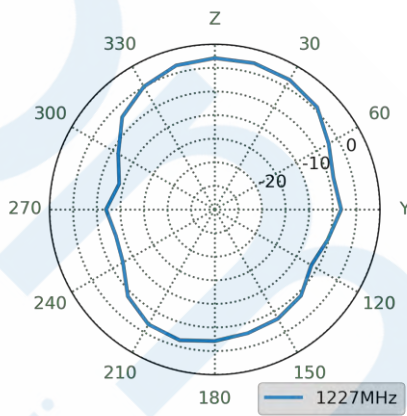
XY Plane




XZ Plane



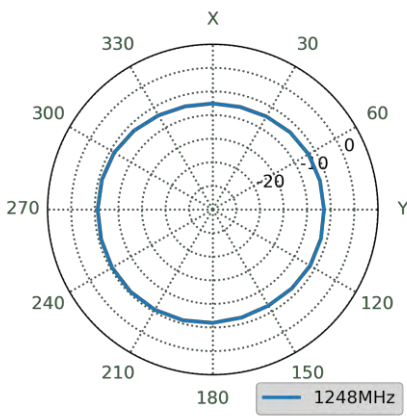
YZ Plane



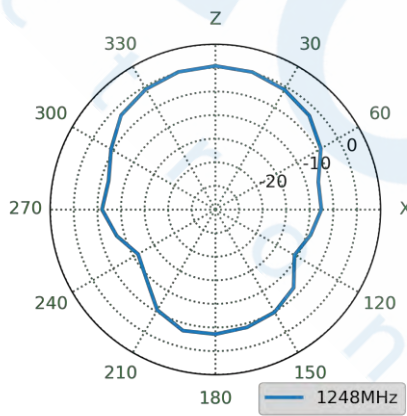
1248MHz



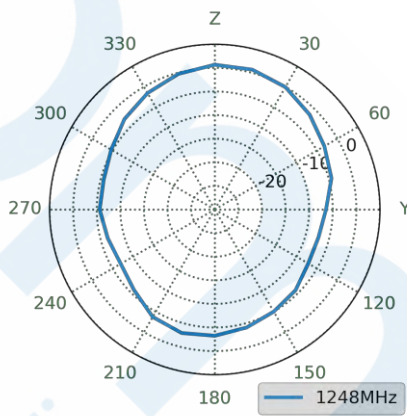
XY Plane



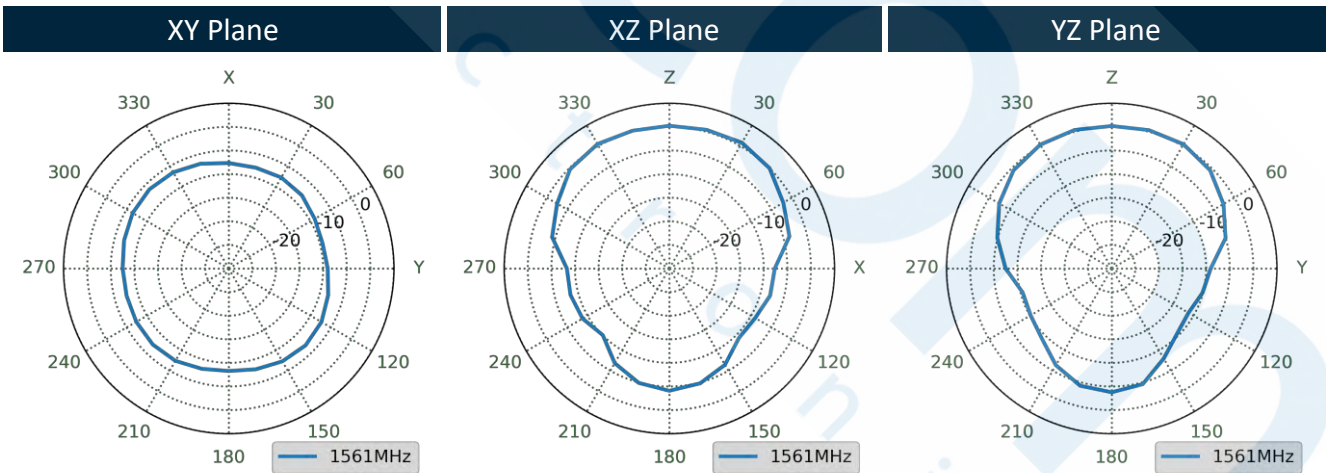

XZ Plane



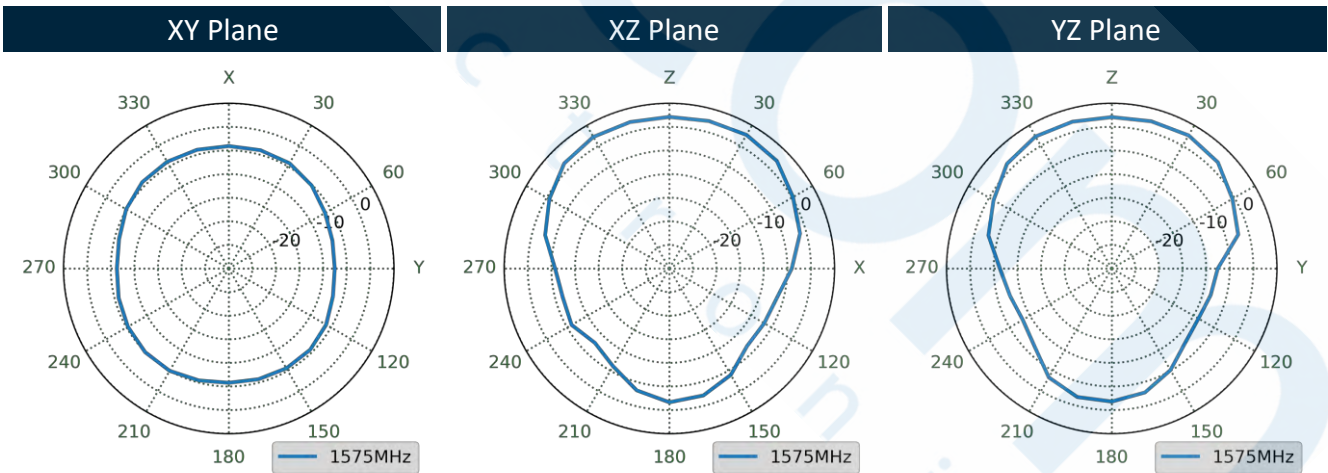

YZ Plane



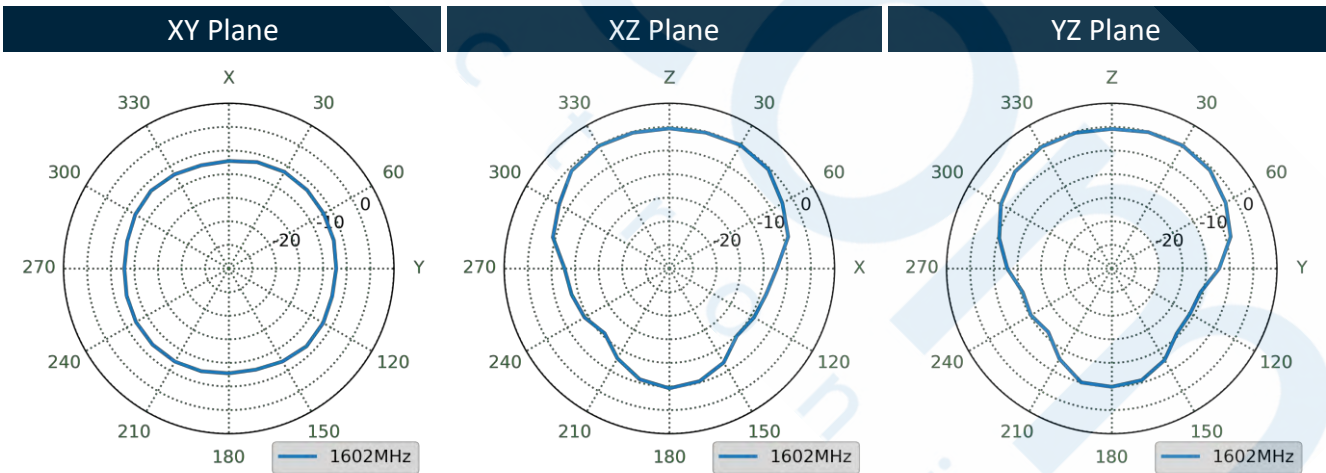

1561MHz



1575MHz




1602MHz

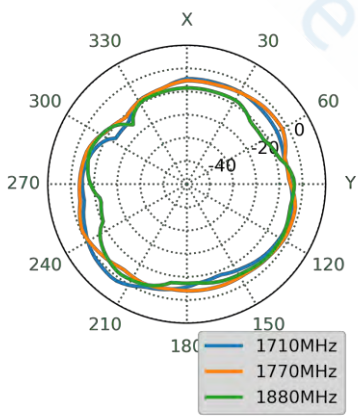


5.2 5G/4G 1 3D and 2D Radiation Patterns

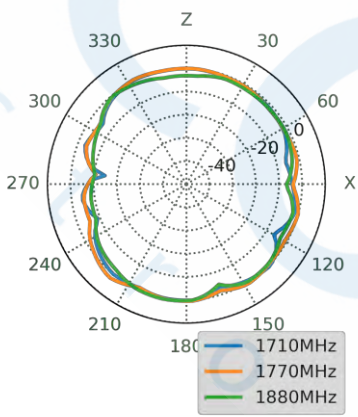
1710MHz



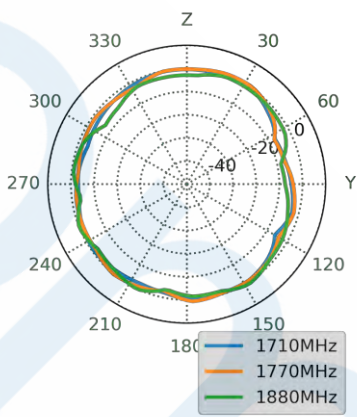
XY Plane



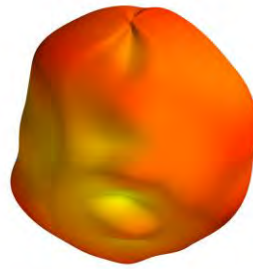
XZ Plane



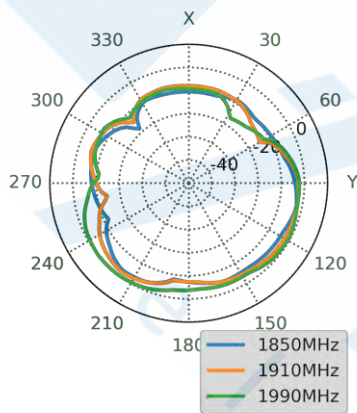
YZ Plane



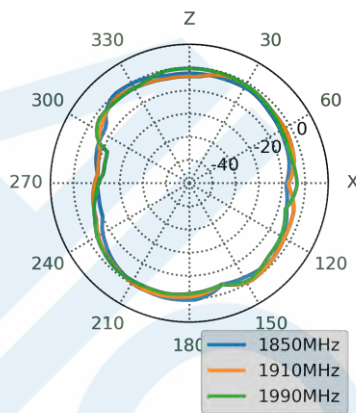
1910MHz



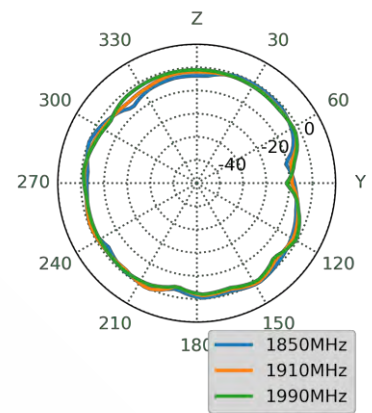
XY Plane



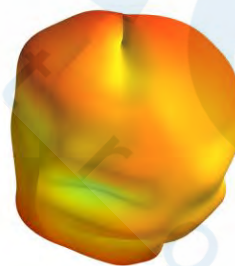
XZ Plane



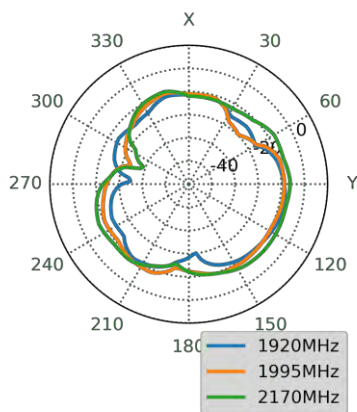
YZ Plane



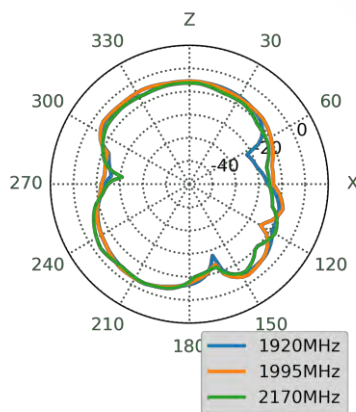
1995MHz



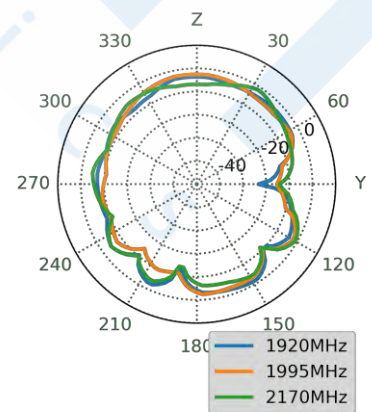
XY Plane



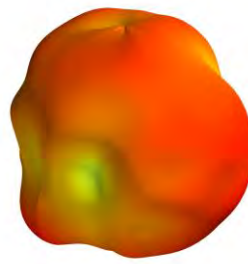
XZ Plane



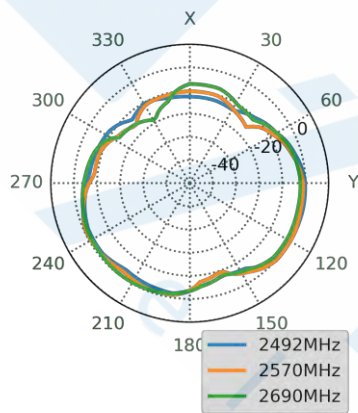
YZ Plane



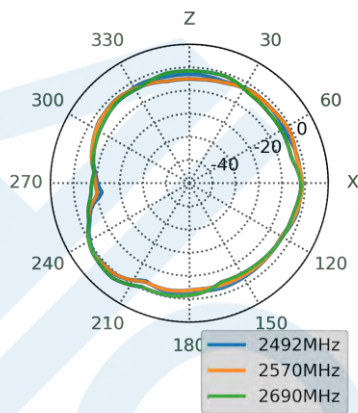
2570MHz



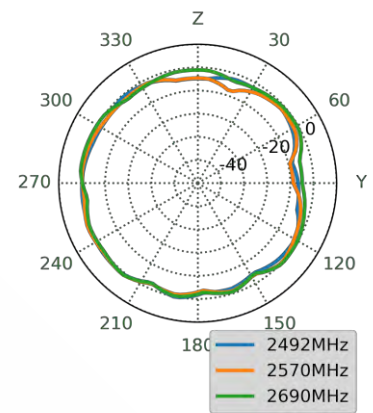
XY Plane



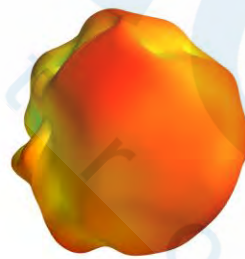
XZ Plane



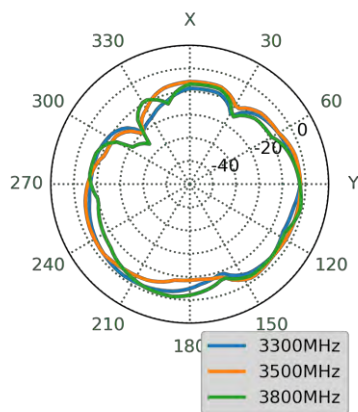
YZ Plane



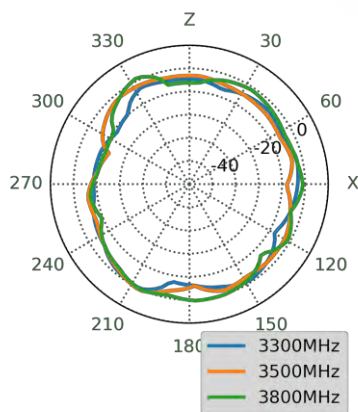
3500MHz



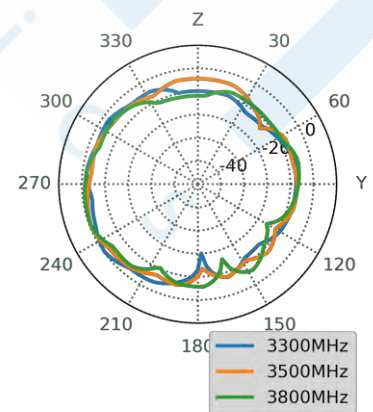
XY Plane



XZ Plane




YZ Plane

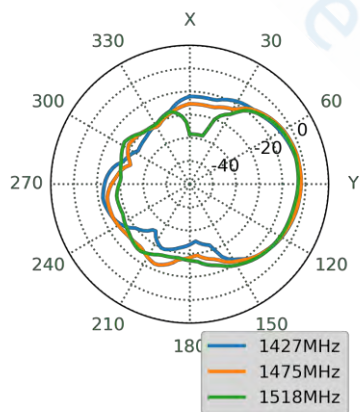


5.3 5G/4G 2 3D and 2D Radiation Patterns

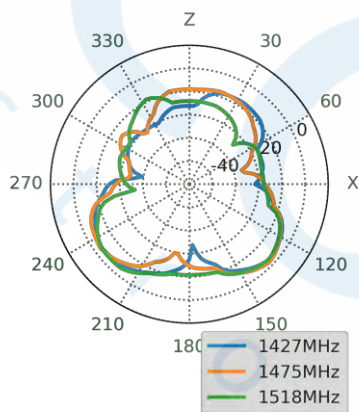
1475MHz



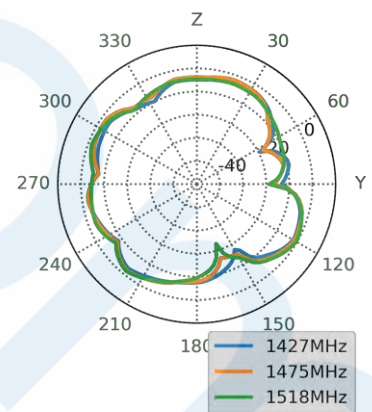
XY Plane




XZ Plane



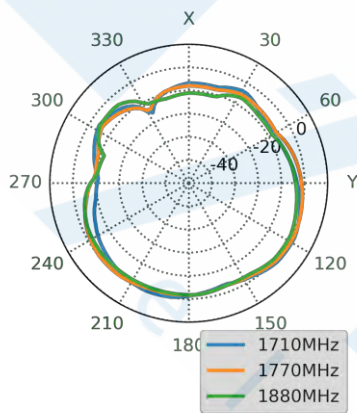
YZ Plane



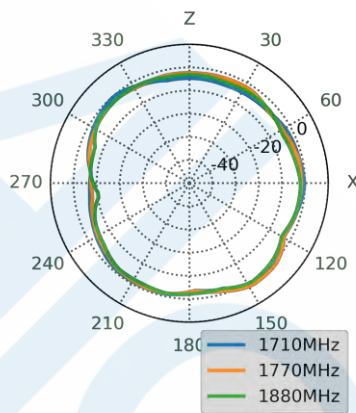
1770MHz



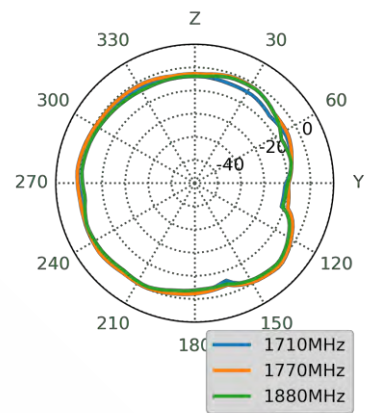
XY Plane



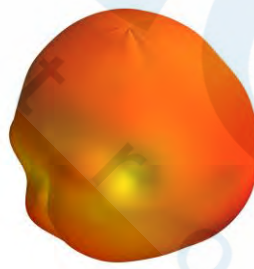
XZ Plane



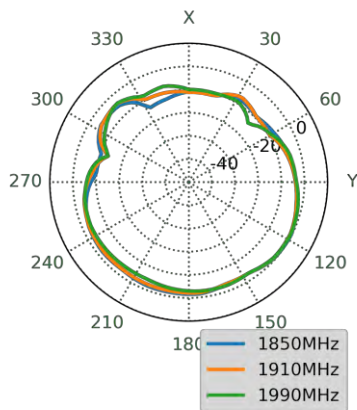
YZ Plane



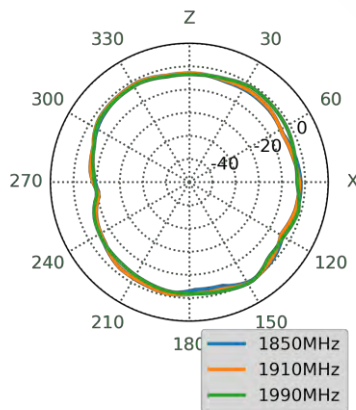
1910MHz



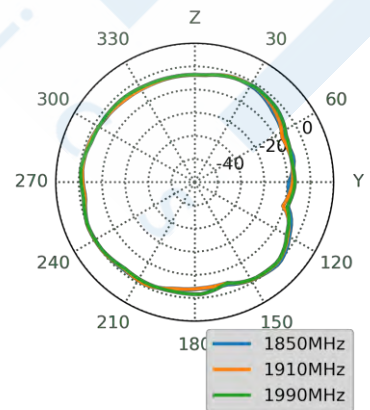
XY Plane



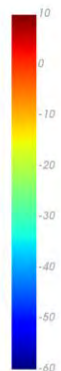

XZ Plane



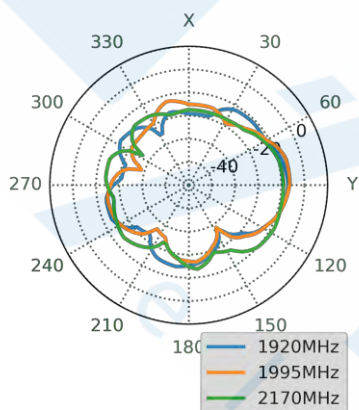
YZ Plane



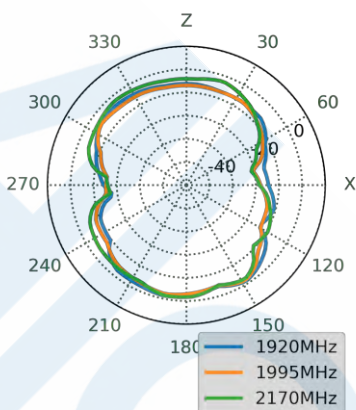
1995MHz



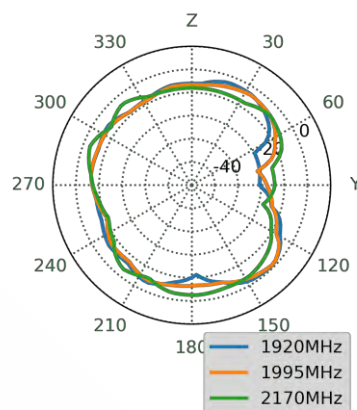
XY Plane



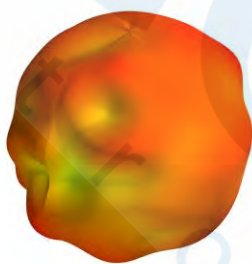
XZ Plane



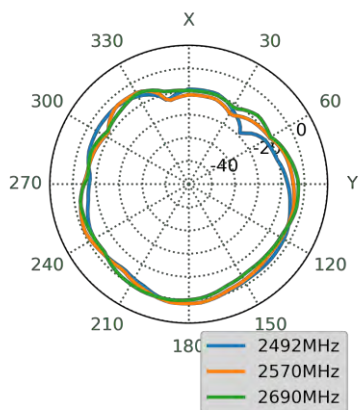
YZ Plane



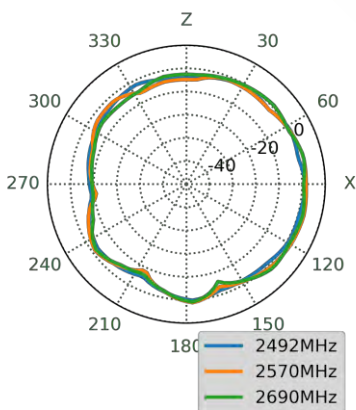
2570MHz



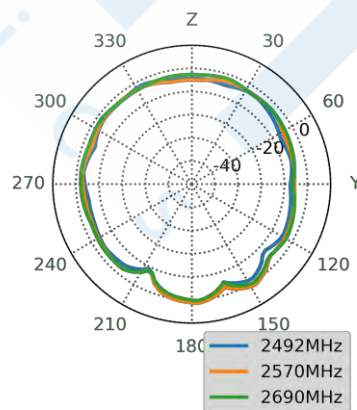
XY Plane



XZ Plane

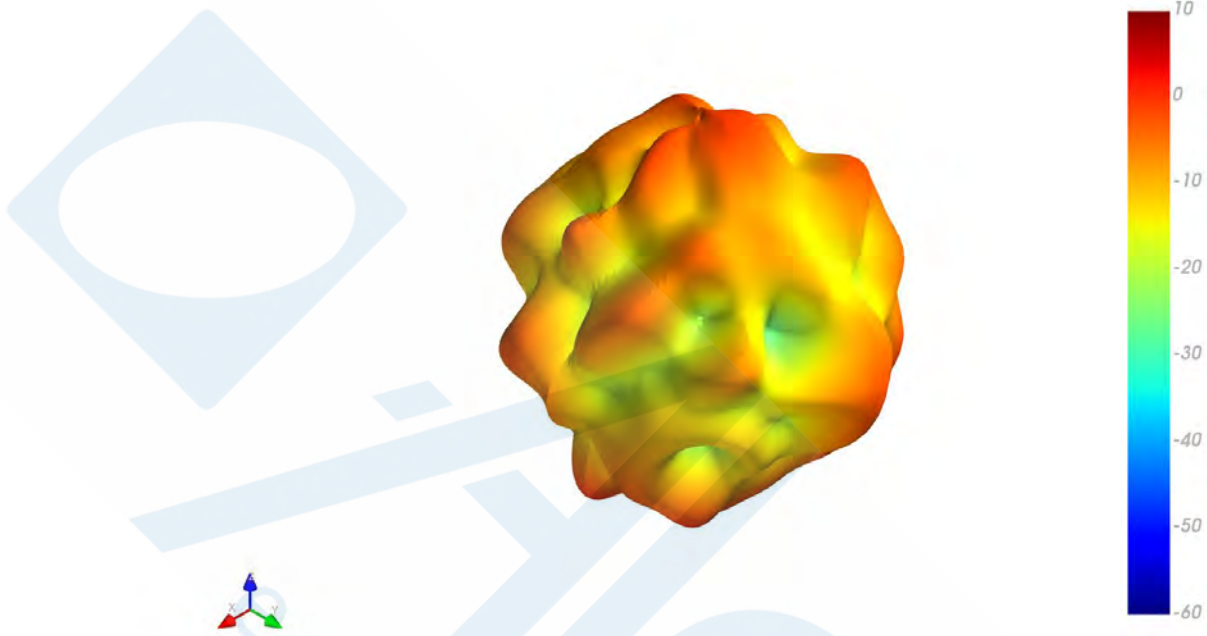


YZ Plane

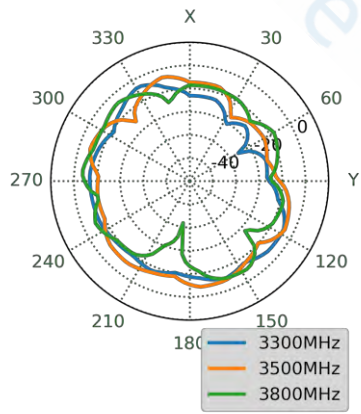


5.4 5G/4G 3 3D and 2D Radiation Patterns

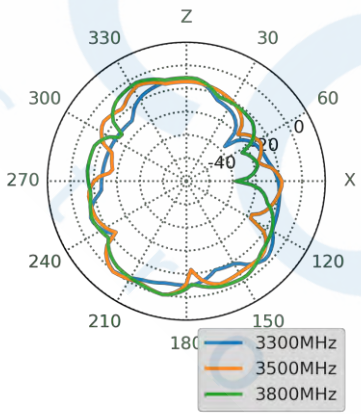
3500MHz



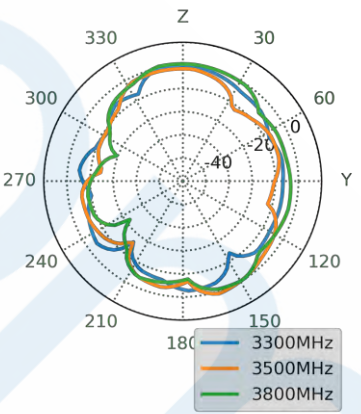
XY Plane



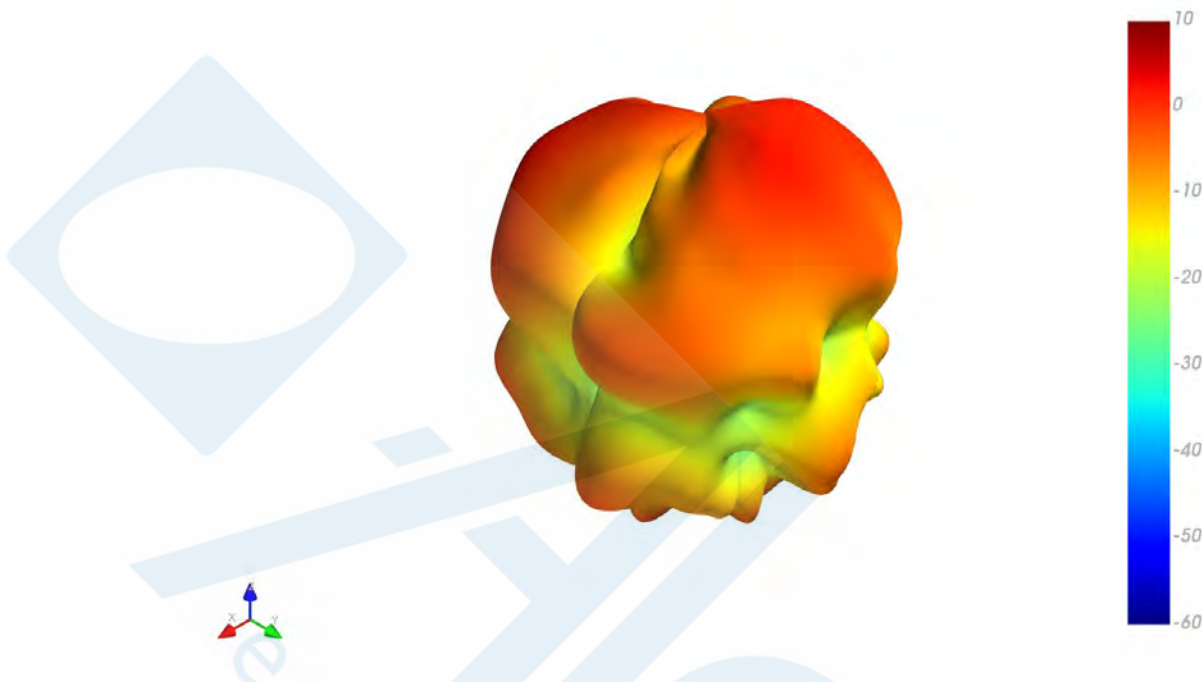
XZ Plane



YZ Plane



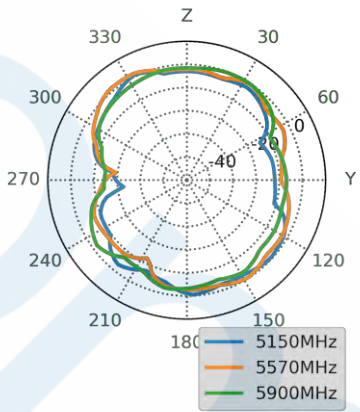
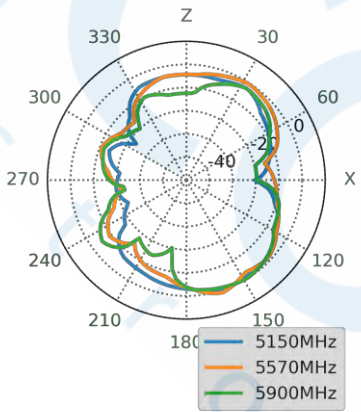
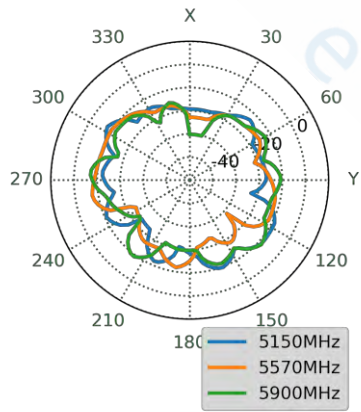
5570MHz



XY Plane


XZ Plane

YZ Plane

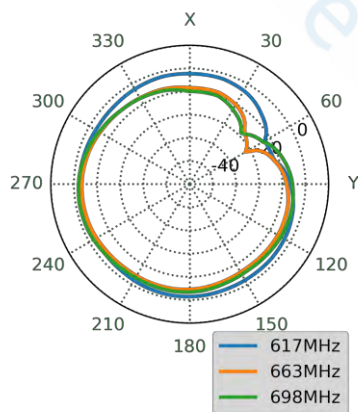


5.5 5G/4G 4 3D and 2D Radiation Patterns

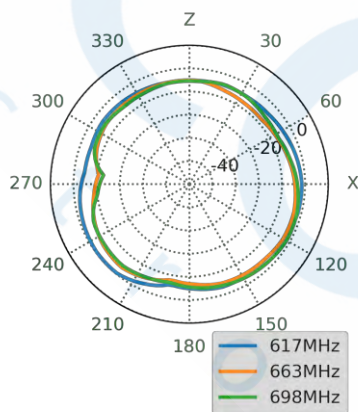
663MHz



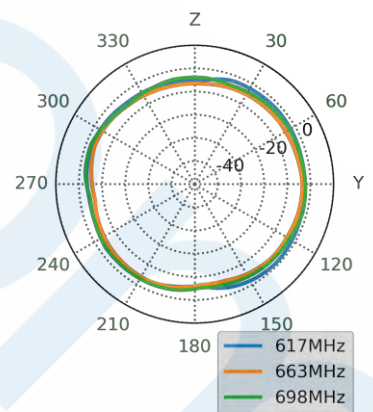
XY Plane



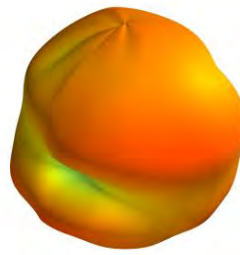
XZ Plane



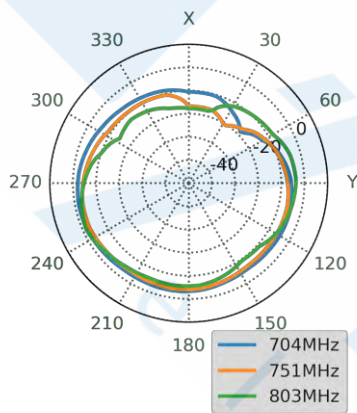
YZ Plane



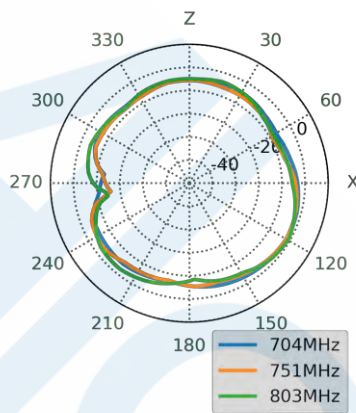
751MHz



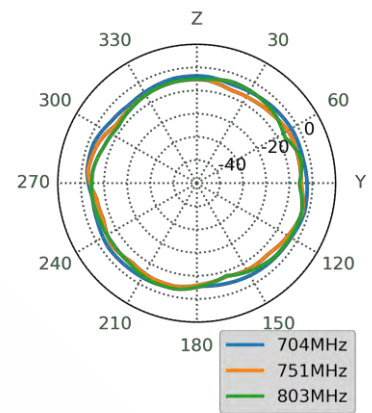
XY Plane




XZ Plane



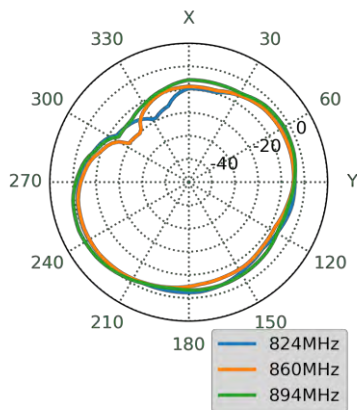
YZ Plane



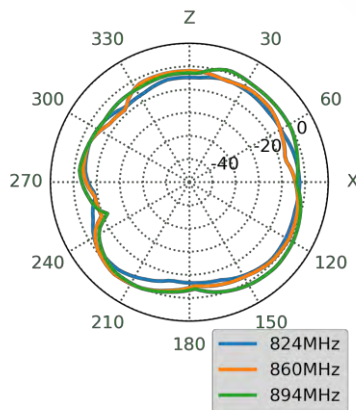
860MHz



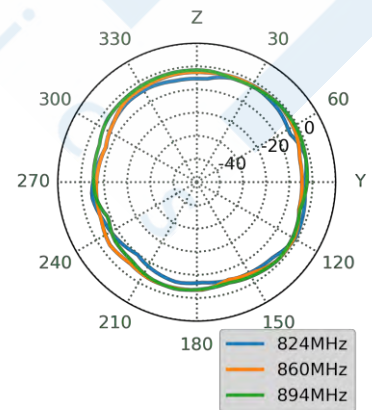
XY Plane





XZ Plane



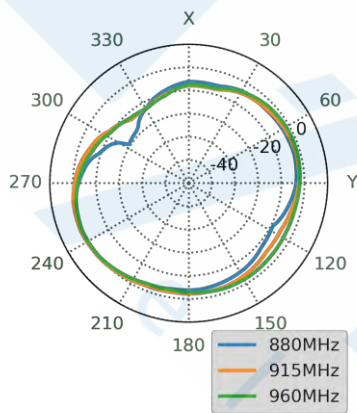
YZ Plane



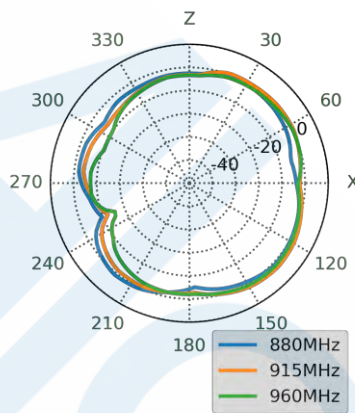
915MHz



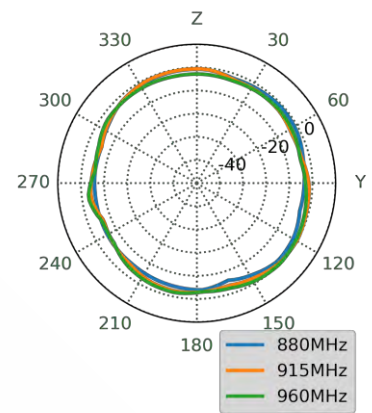
XY Plane




XZ Plane



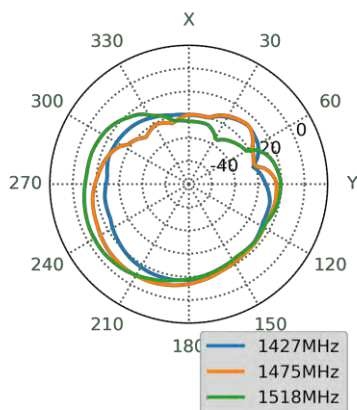
YZ Plane



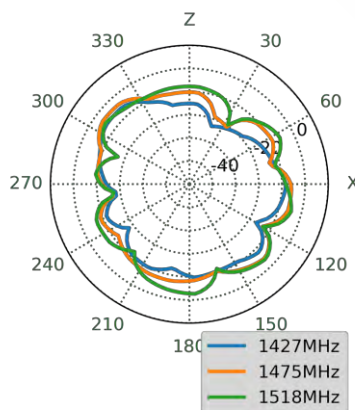
1475MHz



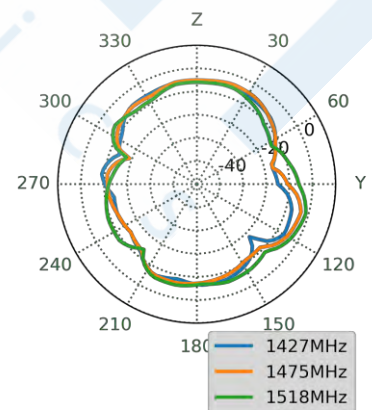
XY Plane





XZ Plane



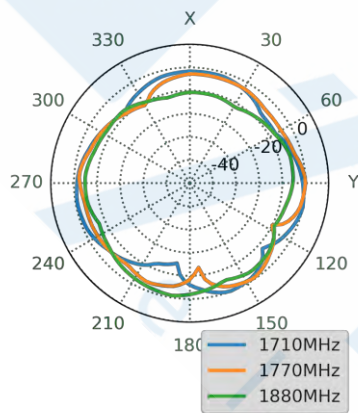
YZ Plane



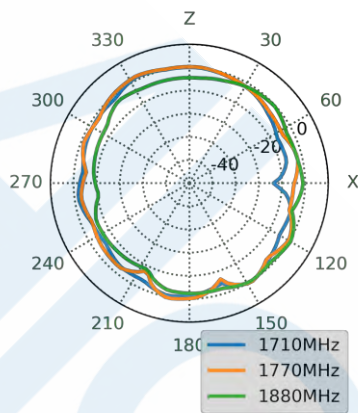
1770MHz



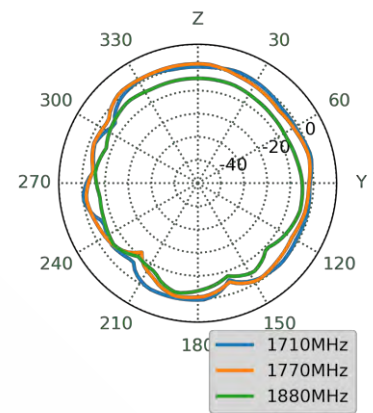
XY Plane



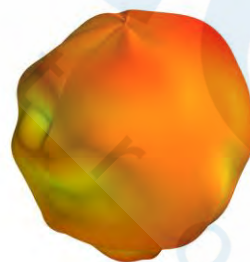
XZ Plane



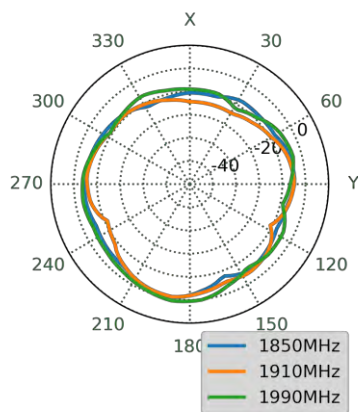
YZ Plane



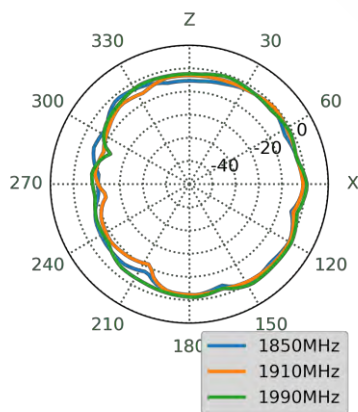
1910MHz



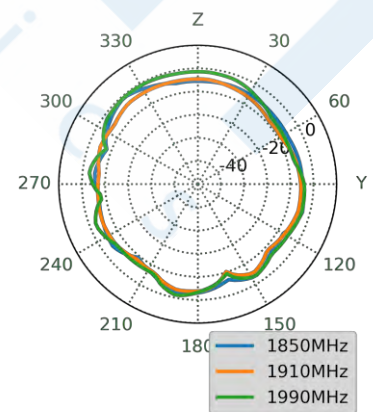
XY Plane




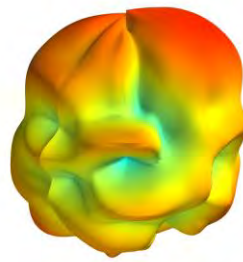
XZ Plane



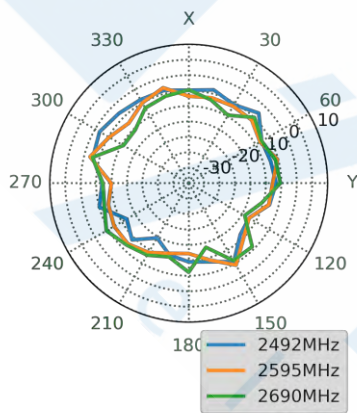
YZ Plane



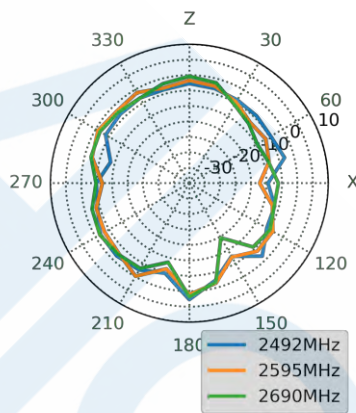
1995MHz



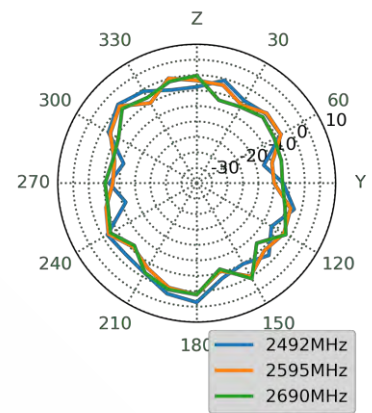
XY Plane



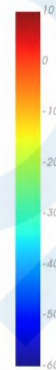

XZ Plane



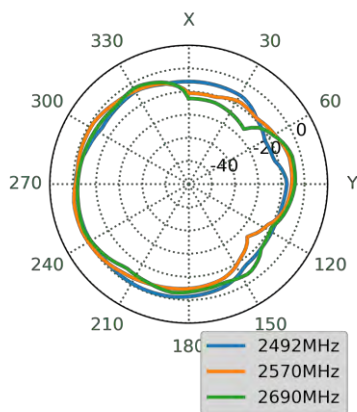
YZ Plane



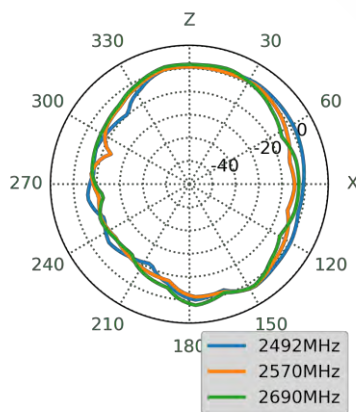
2570MHz



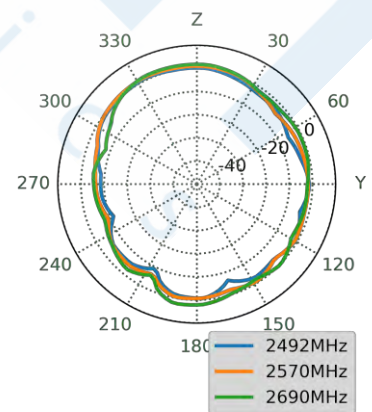
XY Plane




XZ Plane



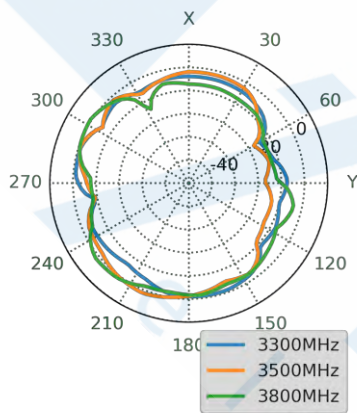
YZ Plane



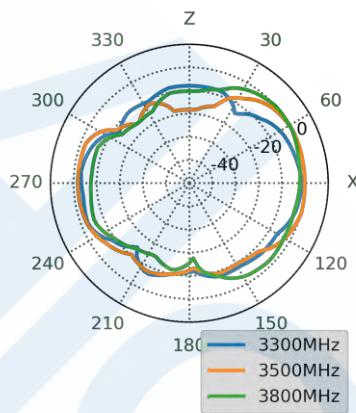
3500MHz



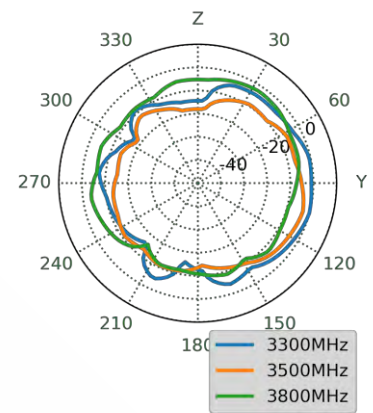
XY Plane




XZ Plane



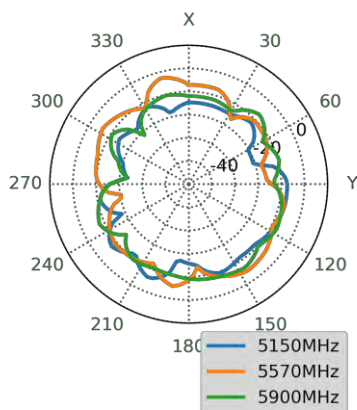
YZ Plane



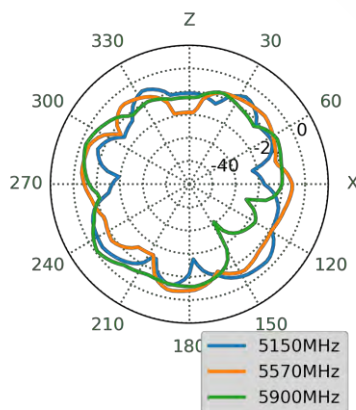
5570MHz



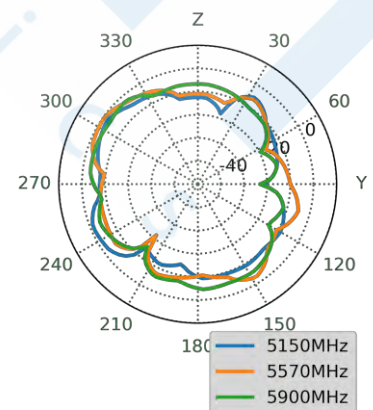
XY Plane



XZ Plane




YZ Plane

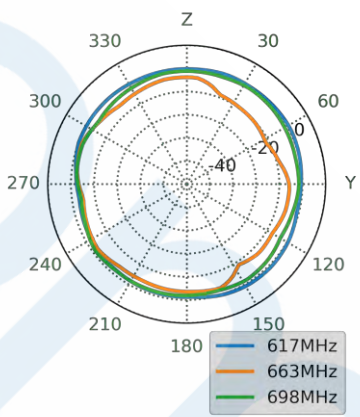
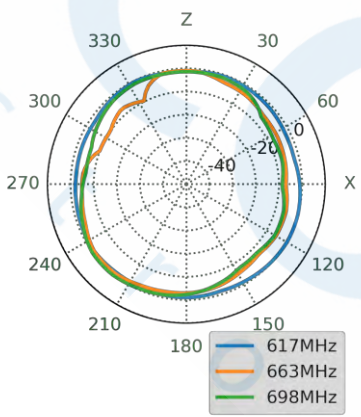
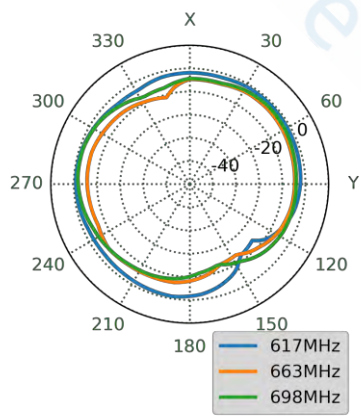


5.6 5G/4G 5 3D and 2D Radiation Patterns


663MHz



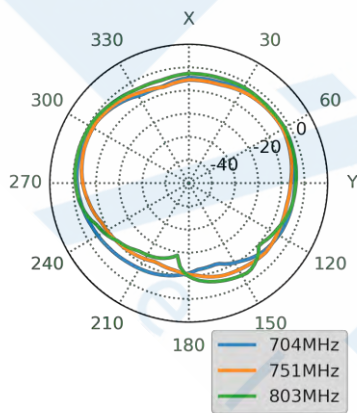
XY Plane XZ Plane YZ Plane



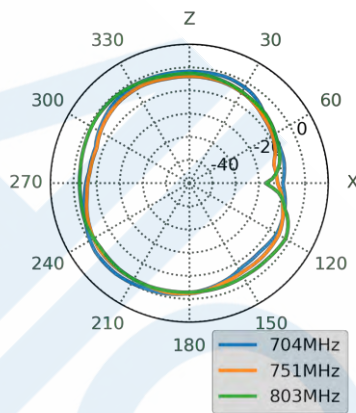
751MHz



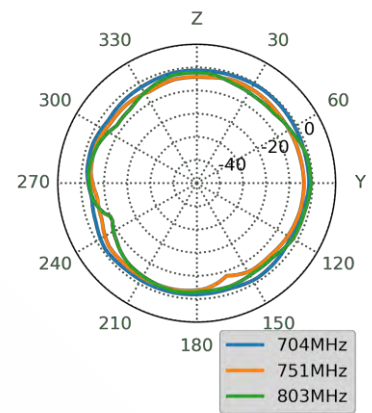
XY Plane




XZ Plane



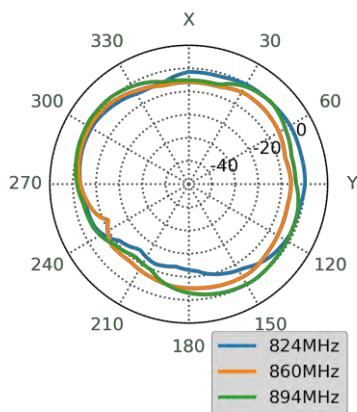
YZ Plane



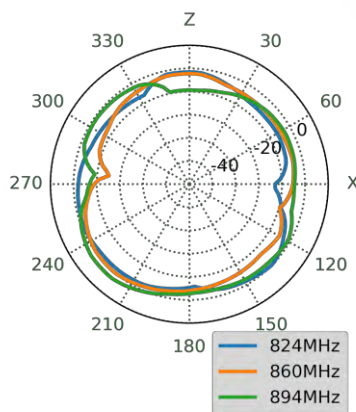
860MHz



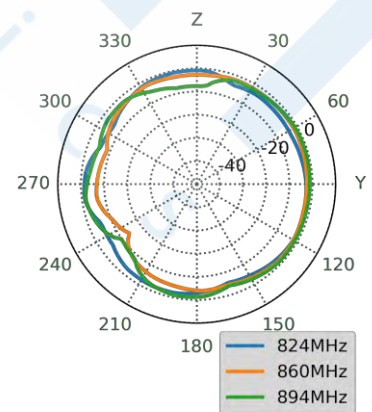
XY Plane




XZ Plane



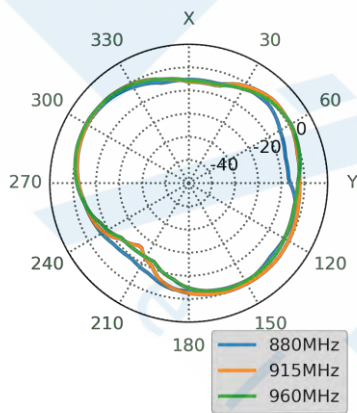
YZ Plane



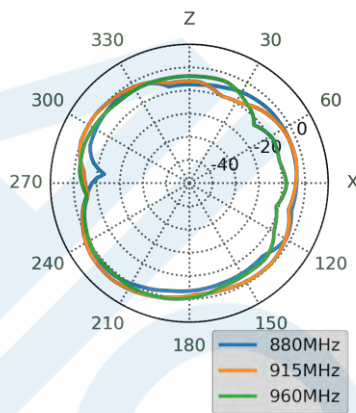
915MHz



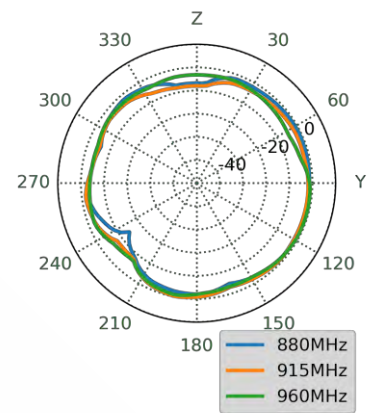
XY Plane



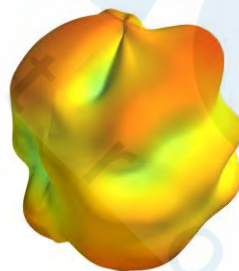
XZ Plane



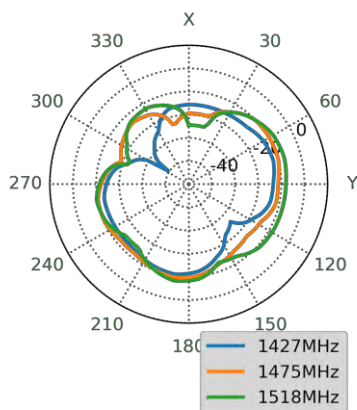
YZ Plane



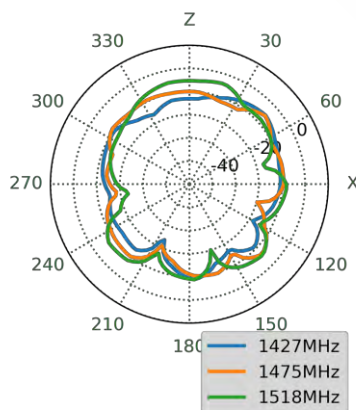
1475MHz



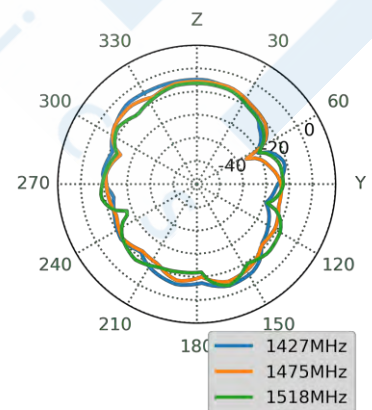
XY Plane





XZ Plane



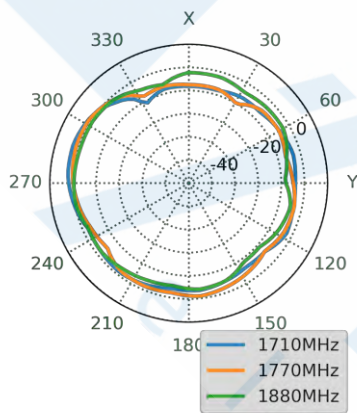
YZ Plane



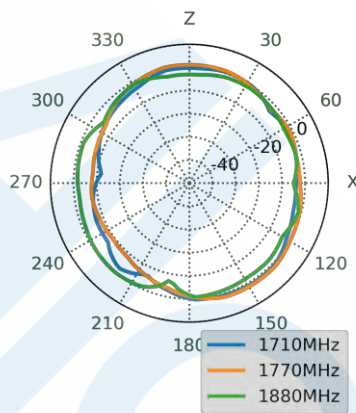
1770MHz



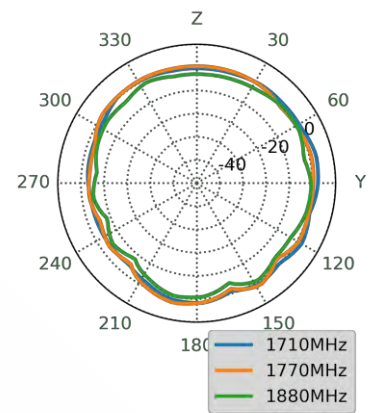
XY Plane




XZ Plane



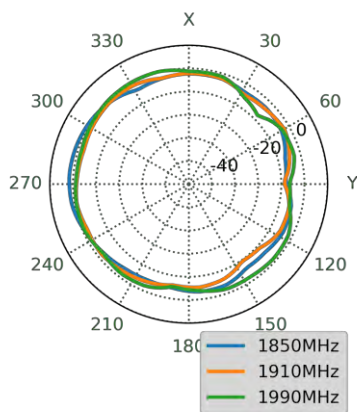
YZ Plane



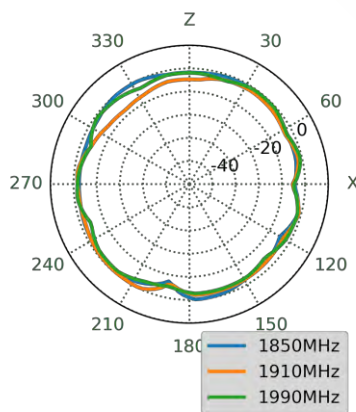
1910MHz



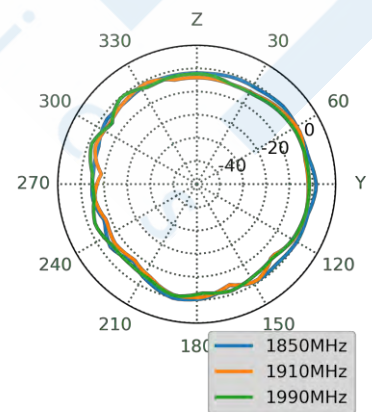
XY Plane





XZ Plane



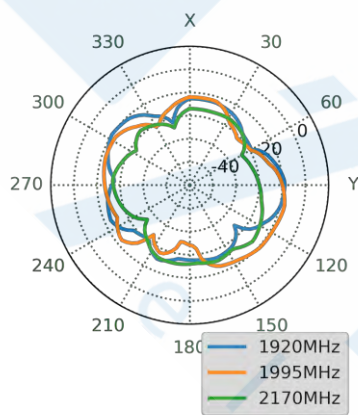
YZ Plane



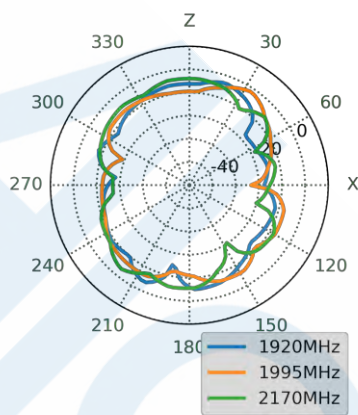
1995MHz



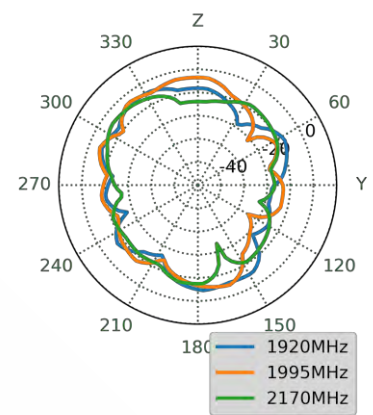
XY Plane



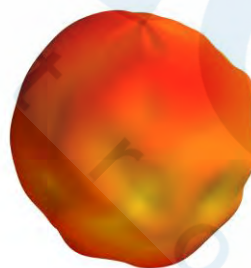
XZ Plane



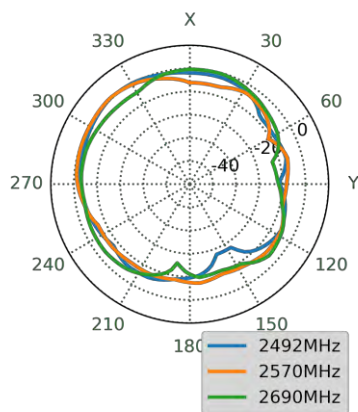
YZ Plane



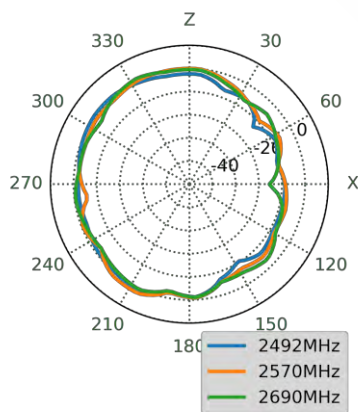
2570MHz



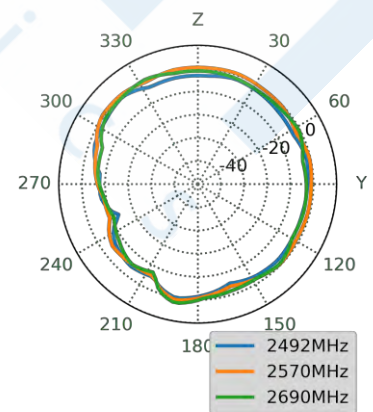
XY Plane




XZ Plane



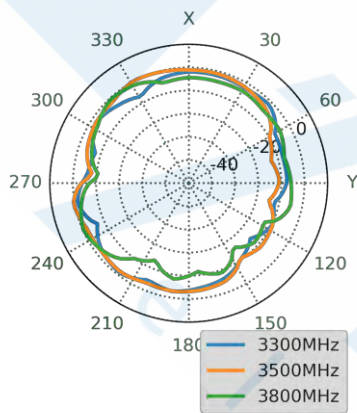
YZ Plane



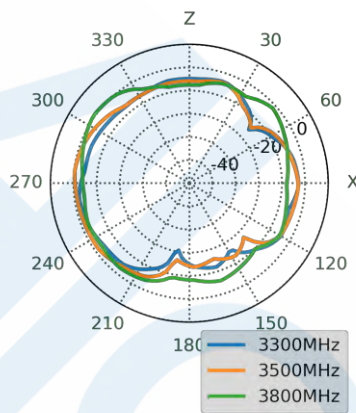
3500MHz



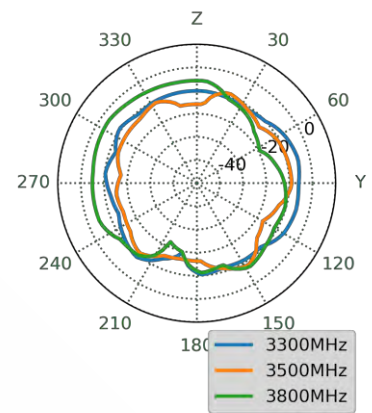
XY Plane




XZ Plane



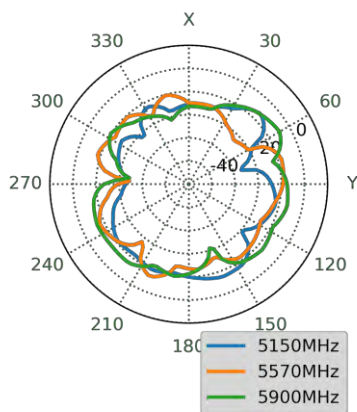
YZ Plane



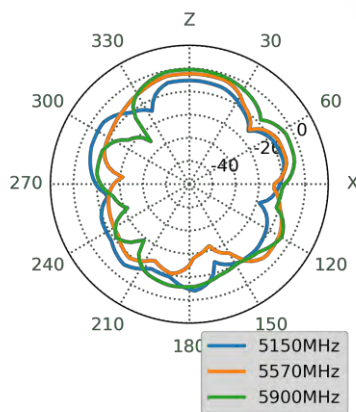
5570MHz



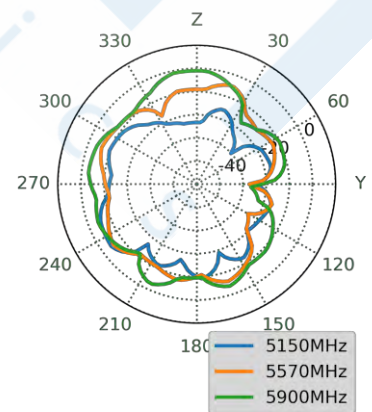
XY Plane



XZ Plane




YZ Plane

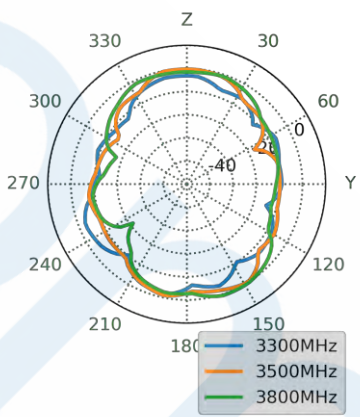
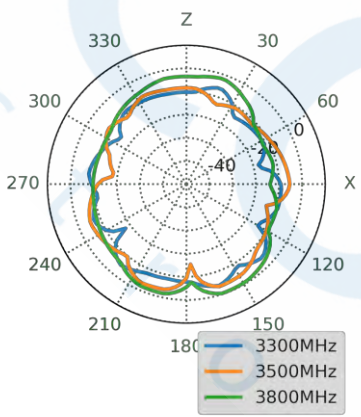
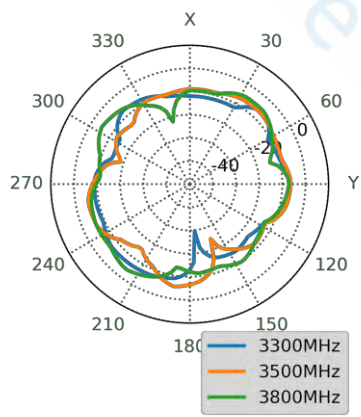


5.7 5G/4G 6 3D and 2D Radiation Patterns

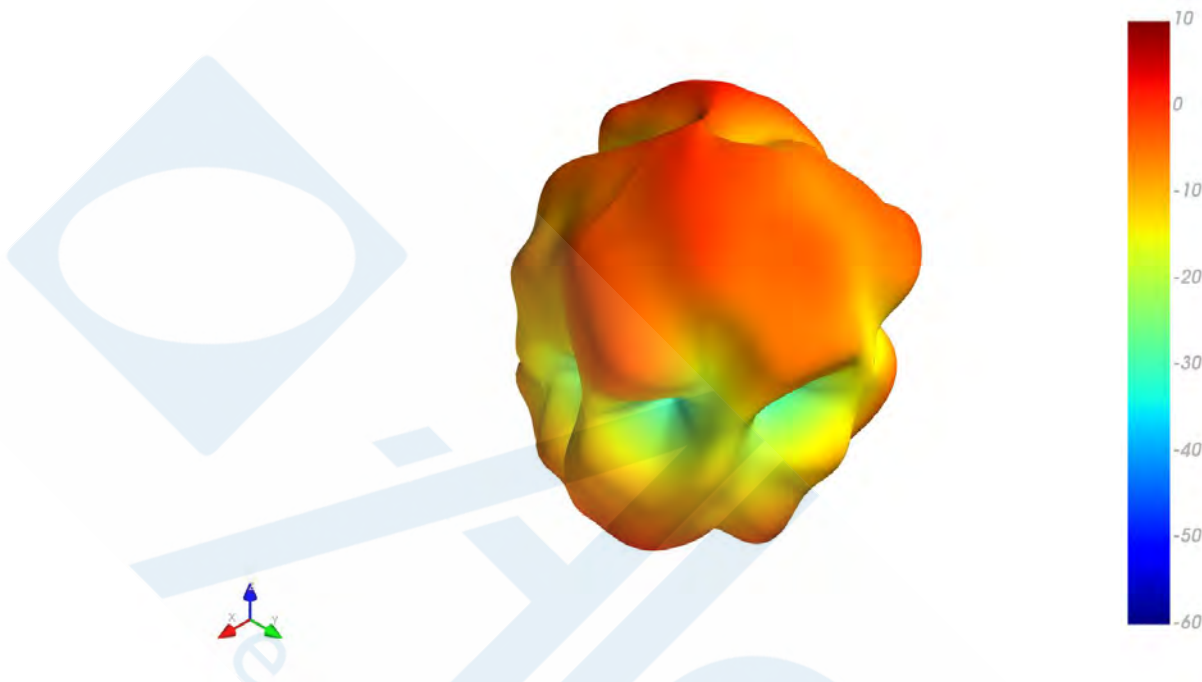
3500MHz



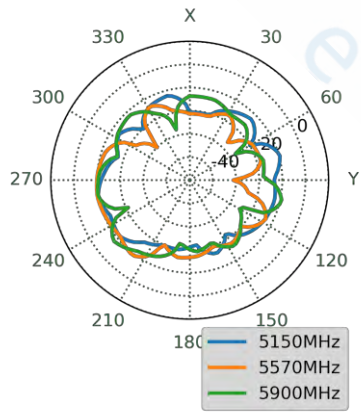
XY Plane XZ Plane YZ Plane



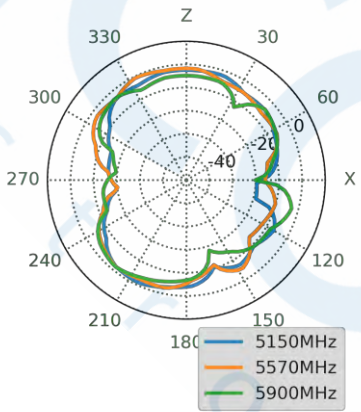
5570MHz



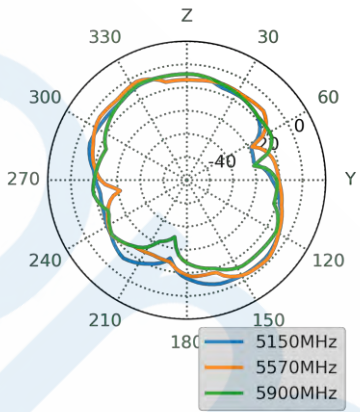
XY Plane



XZ Plane




YZ Plane

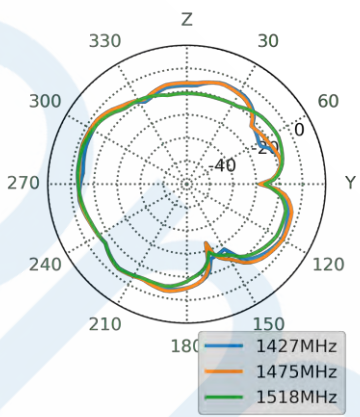
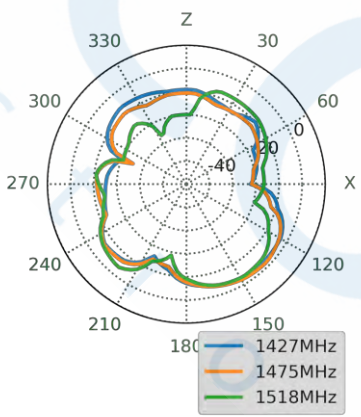
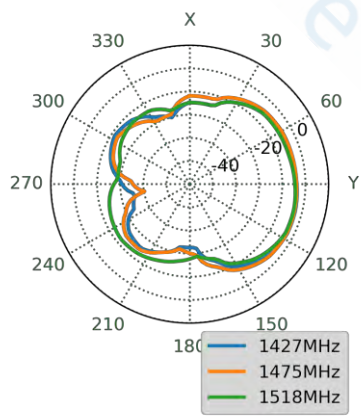


5.8 5G/4G 7 3D and 2D Radiation Patterns



1475MHz



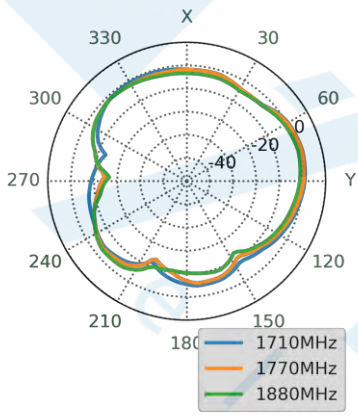
XY Plane XZ Plane YZ Plane



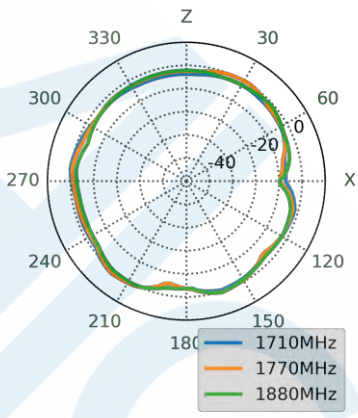
1770MHz



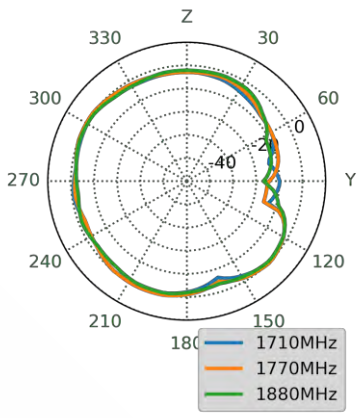
XY Plane





XZ Plane



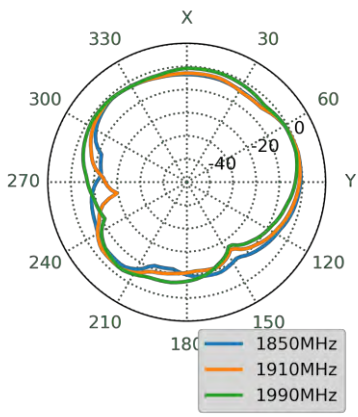
YZ Plane



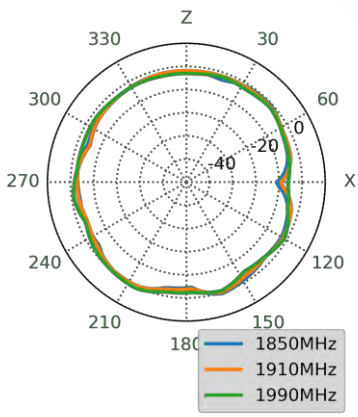
1910MHz



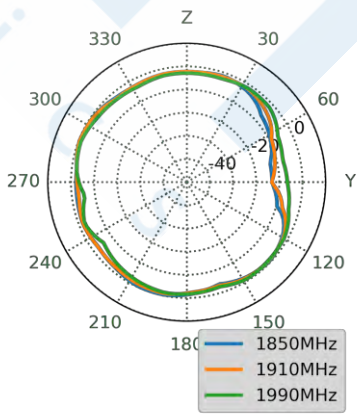
XY Plane



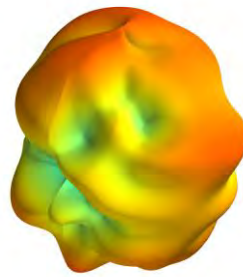
XZ Plane



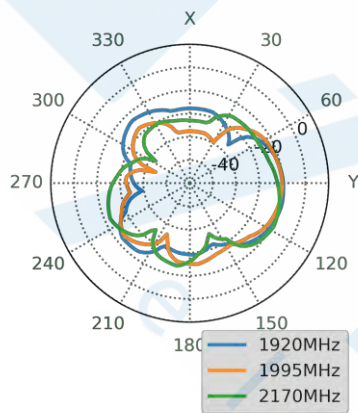
YZ Plane



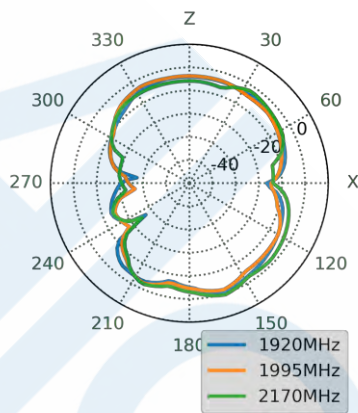
1995MHz



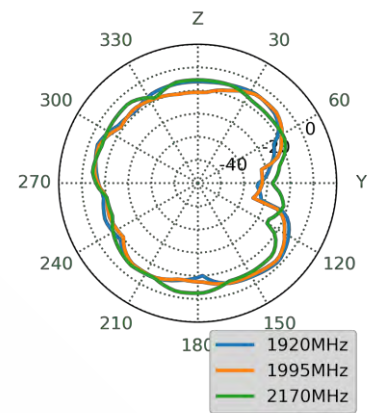
XY Plane




XZ Plane



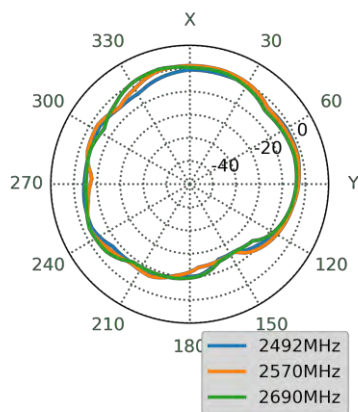
YZ Plane



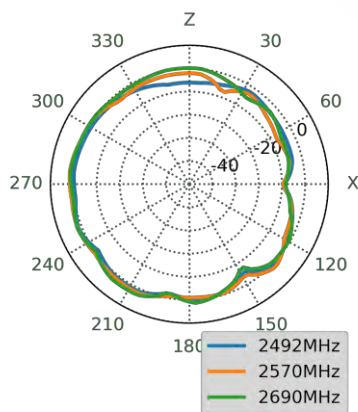
2570MHz



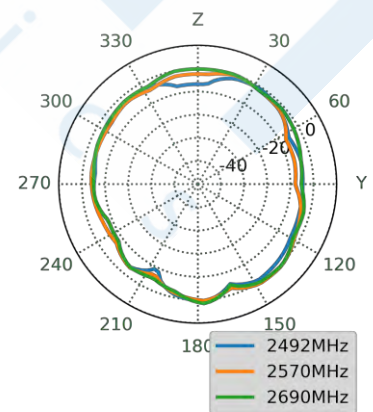
XY Plane



XZ Plane




YZ Plane

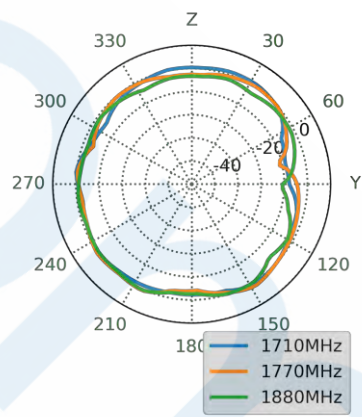
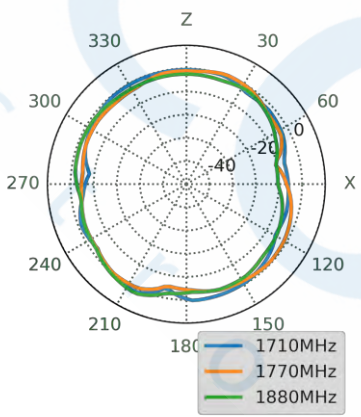
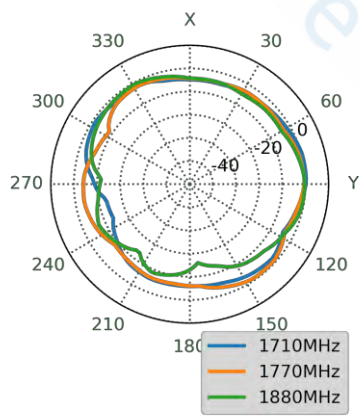


5.9 5G/4G 8 3D and 2D Radiation Patterns

1770MHz



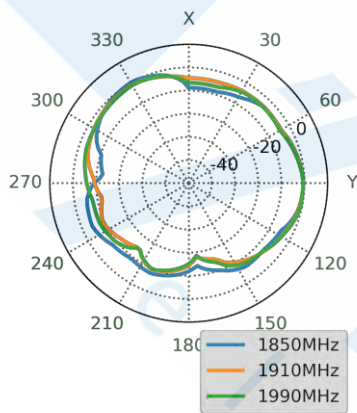
XY Plane XZ Plane YZ Plane



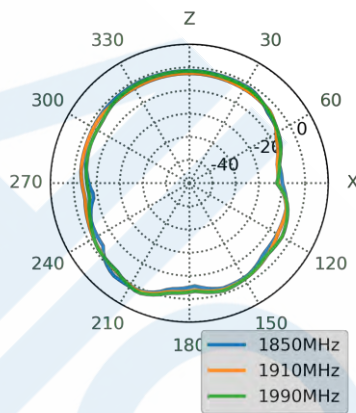
1910MHz



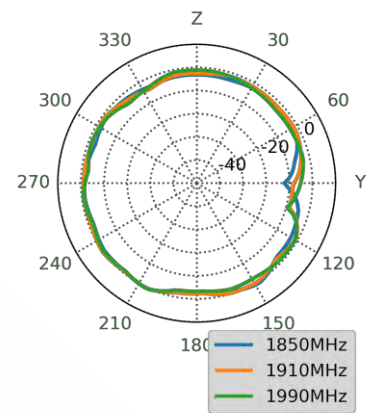
XY Plane



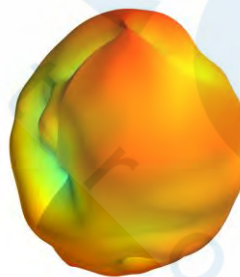
XZ Plane



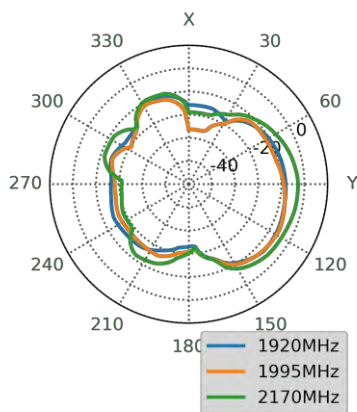
YZ Plane



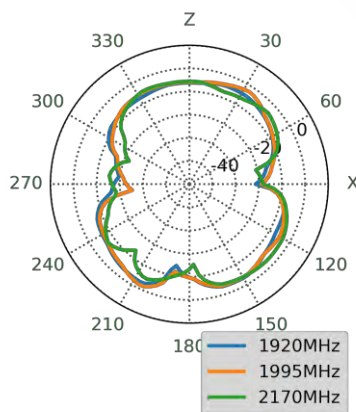
1995MHz



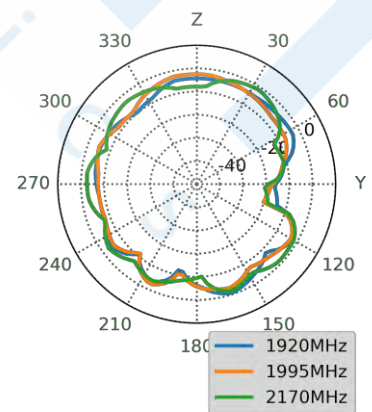
XY Plane




XZ Plane



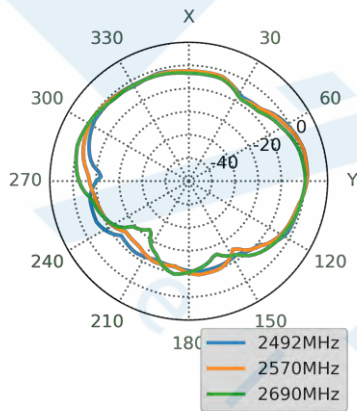
YZ Plane



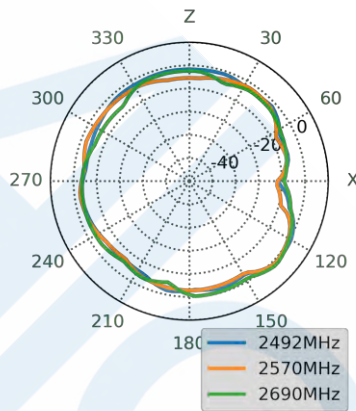
2570MHz



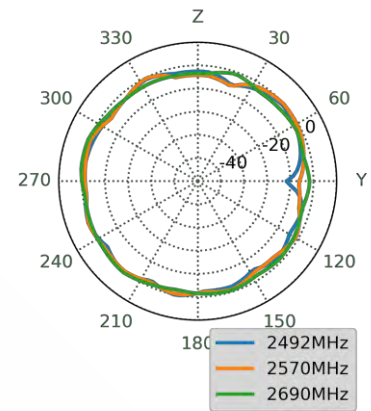
XY Plane



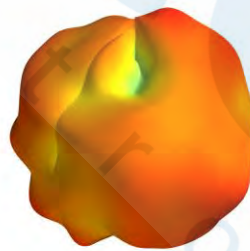
XZ Plane



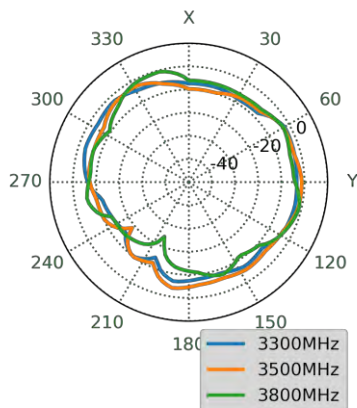
YZ Plane



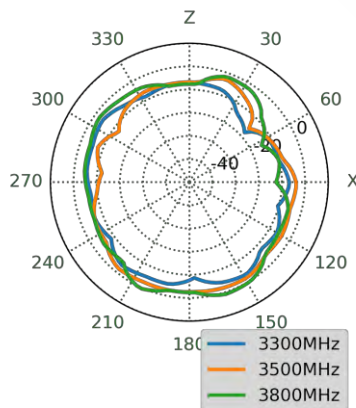
3500MHz



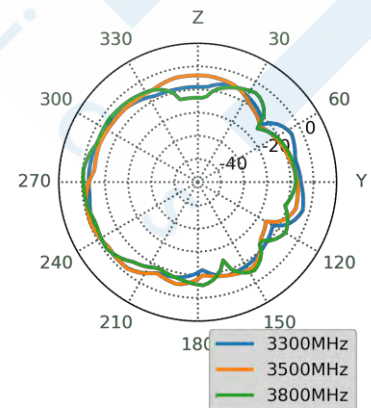
XY Plane



XZ Plane




YZ Plane



5.10 5G/4G 8 3D and 2D Radiation Patterns

Test Setup



6. Mechanical Drawing (Units: mm)

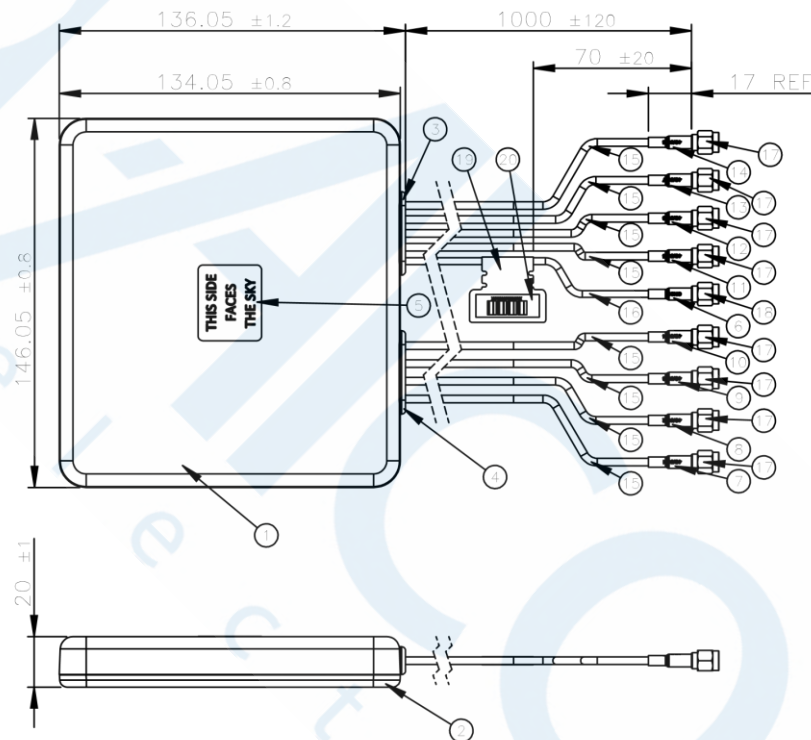
ISO NO.: EDW-21-8-0361

STATE: Release

NOTES:

1. All material must be RoHS compliant.
2. Color Codes: PANTONE Black / Plastics Color Q728-1-1.
3. Finish: Mirror Polish / SPI A-2.
4. Deburring: Less than 0.02mm.
5. No gate, parting line and any other tooling marks on appearance of product.
6. Once product have any crack/break/thread damage or any structural tooling issue, molding supplier need to correct the issue unconditionally.
7. Use this drawing together with the corresponding 3D CAD database file to fully describe the part.
8. The connector orientation has a fixed position to the antenna as per drawing.
9. Double Sided Adhesive Area :

REV	ZONE	DESCRIPTION	ENG	APPROVED	DATE
001	All	Initial design	Aron Yan	Chozen	2021/08/17



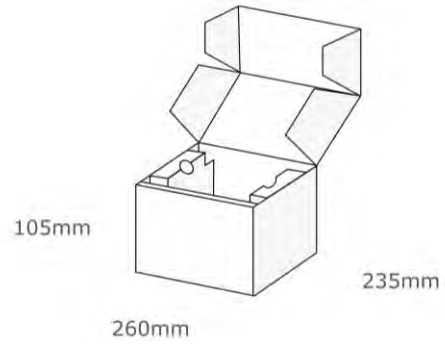
	Name	P/N	Material	Finish	QTY
1	Top housing	000116B000000A	ASA(PW-978B)	Black	1
2	Bottom housing	000116B010000A	ASA(PW-978B)	Black	1
3	Rubber (5 Holes)	000721A070000A	Silicone Rubber	Black	1
4	Rubber (4 Holes)	000721B000000A	Silicone Rubber	Black	1
5	Clear Label	001015H040000A	PET	Transparent	1
6	Heat Shrink Tube(GNSS)	001316C000000A	PE	Blue Tube/White Text	1
7	Heat Shrink Tube(4G/5G-1)	001319G000000A	PE	Red Tube/White Text	1
8	Heat Shrink Tube(4G/5G-2)	001319G010000A	PE	Red Tube/White Text	1
9	Heat Shrink Tube(4G/5G-3)	001319G020000A	PE	Red Tube/White Text	1
10	Heat Shrink Tube(4G/5G-4)	001319G030000A	PE	Red Tube/White Text	1
11	Heat Shrink Tube(4G/5G-5)	001319G040000A	PE	Red Tube/White Text	1
12	Heat Shrink Tube(4G/5G-6)	001319G110000A	PE	Red Tube/White Text	1
13	Heat Shrink Tube(4G/5G-7)	001321A000000A	PE	Red Tube/White Text	1
14	Heat Shrink Tube(4G/5G-8)	001321A010000A	PE	Red Tube/White Text	1
15	TGC-1.5DS Cable	301319I010000A	PE	Black	8
16	RG174 Cable	301315C000000A	PVC	Black	1
17	SMA(M) ST TCG 1.5DS	200221E00002IA	Brass	Au Plated	8
18	SMA(M) ST RG174	200220C04001GA	Brass	Au Plated	1
19	Empty Label	001015G000000A	PEPA	White	1
20	Barcode Label	001015G010000A	PET	White	1
21	Double Sided Adhesive(Black Foam)	001019C010000A	CR4305+3M9448HK	White Liner	1



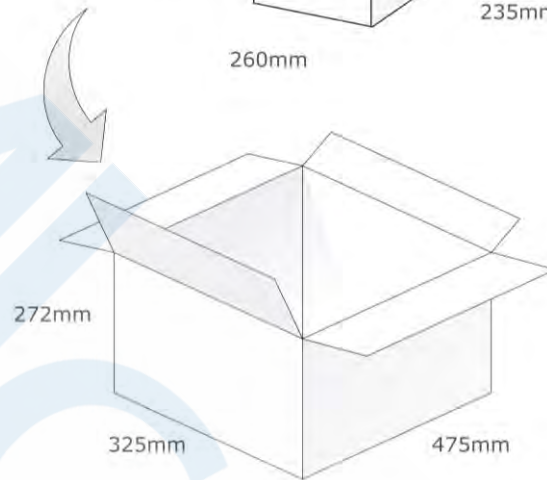
APPROVED BY: Chozen	 <small>TW Design Centre</small> This drawing and its inherent design concepts are property of Taoglas. Not to be copied or given to third parties without the written consent of Taoglas.
CHECK BY: Aaron	
DRAWN BY: Aron Yan	TITLE : 9in1 Guardian - 1*GNSS and 8*5G/4G MIMO 1m TGC-1.5DS with SMA(M)
DATE: 2021/8/17	PART NO.: MA990.A.001
UNLESS OTHERWISE SPECIFIED TOLERANCES ON: XX±0.5 X±0.1 X±0.2 X±0.3 XX±0.1 XX±0.2	INIT: (mm) SCALE: 1:2.5 PAGES: 1/1 REV: D01
THIRD ANGLE PROJECTION	

7. Packaging

1 No. MA990.A.001 per small box
 Box Dimensions - 260*235*105mm
 Weight - 1.16Kg



1 Outer Carton
 Carton Dimensions - 540*490*240mm
 8 pcs MA990.A.001 per carton
 Weight - 9.9Kg

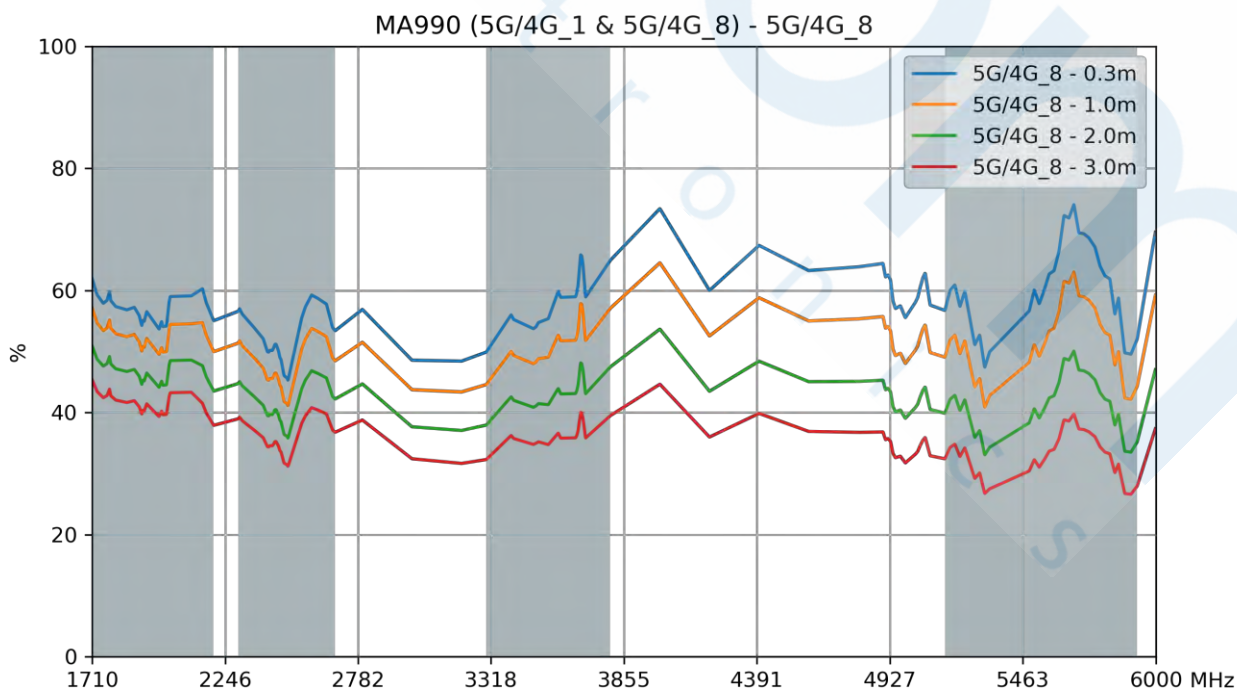
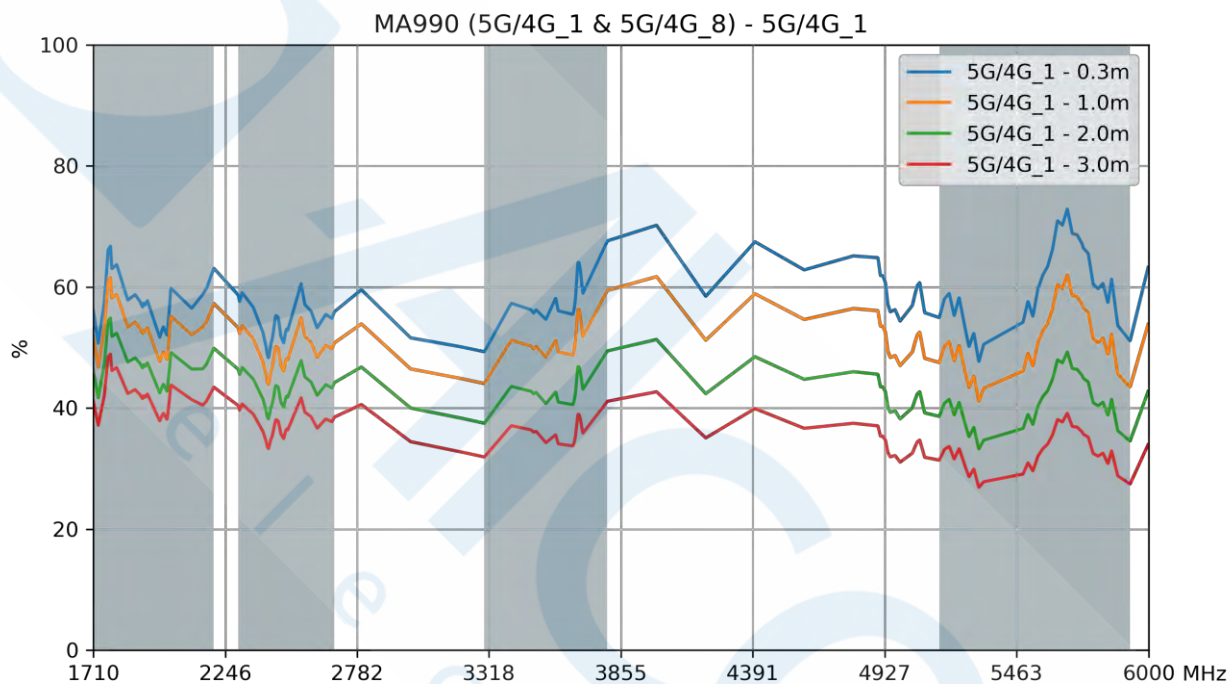


8. Application Note

The MA990.A.001 performance is affected by different cable lengths, in this section the performance is shown with different cable lengths.

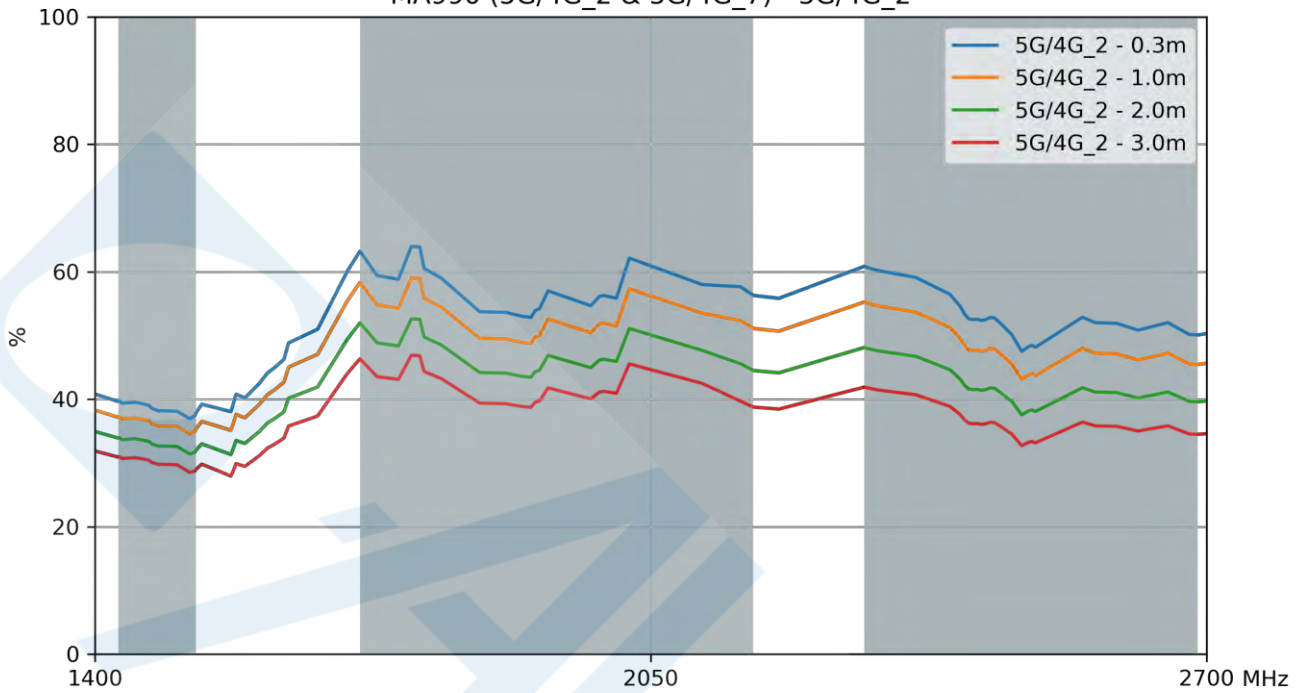
8.1 Efficiency – 5G/4G MIMO

5G/4G MIMO 1 & 8

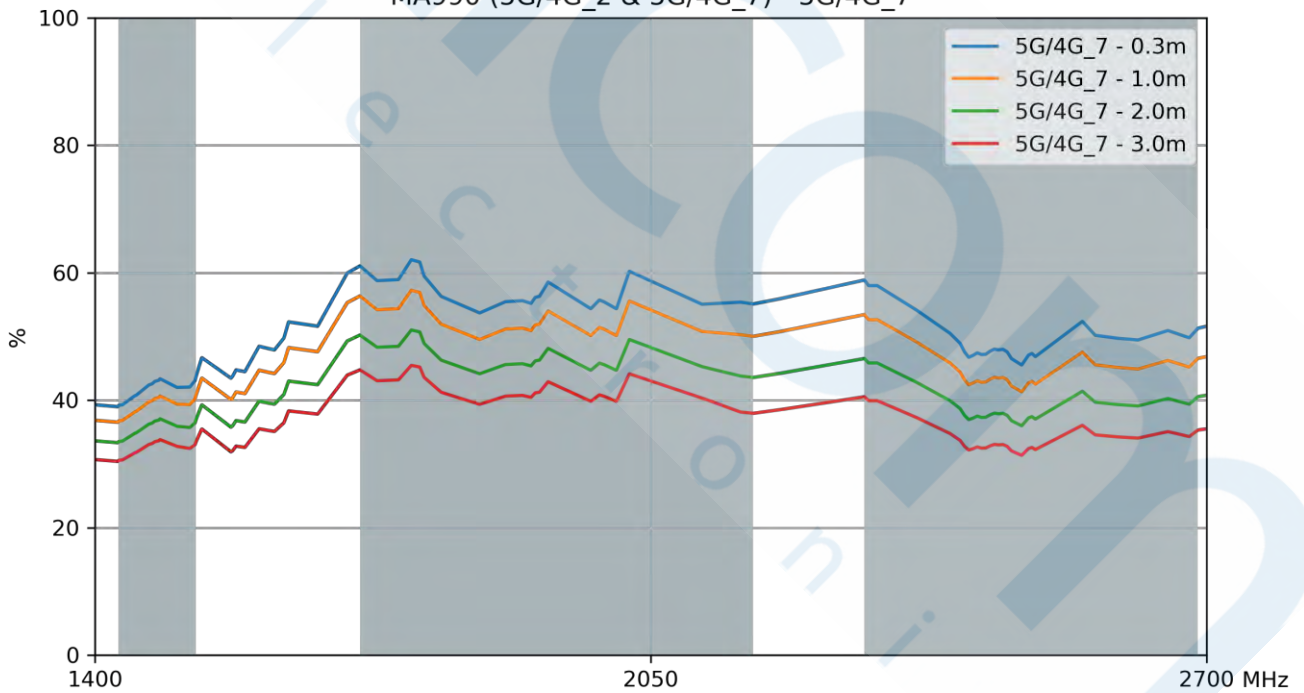


5G/4G MIMO 2 & 7

MA990 (5G/4G_2 & 5G/4G_7) - 5G/4G_2

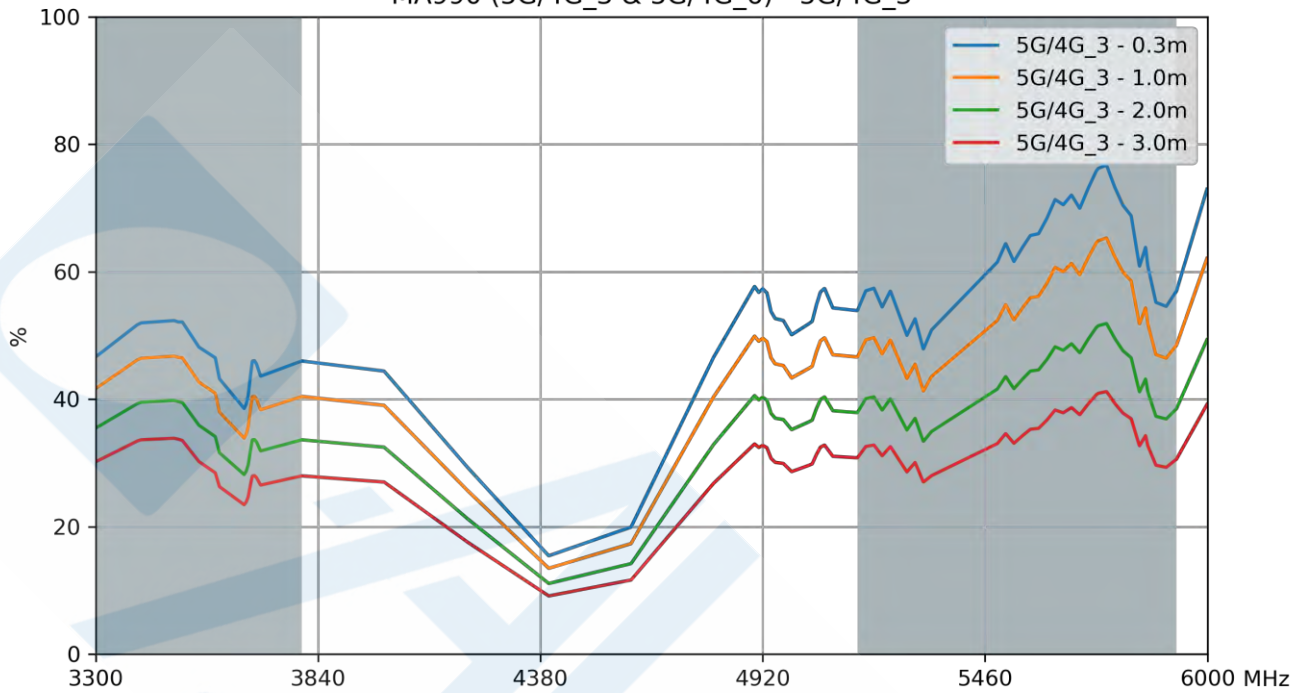


MA990 (5G/4G_2 & 5G/4G_7) - 5G/4G_7

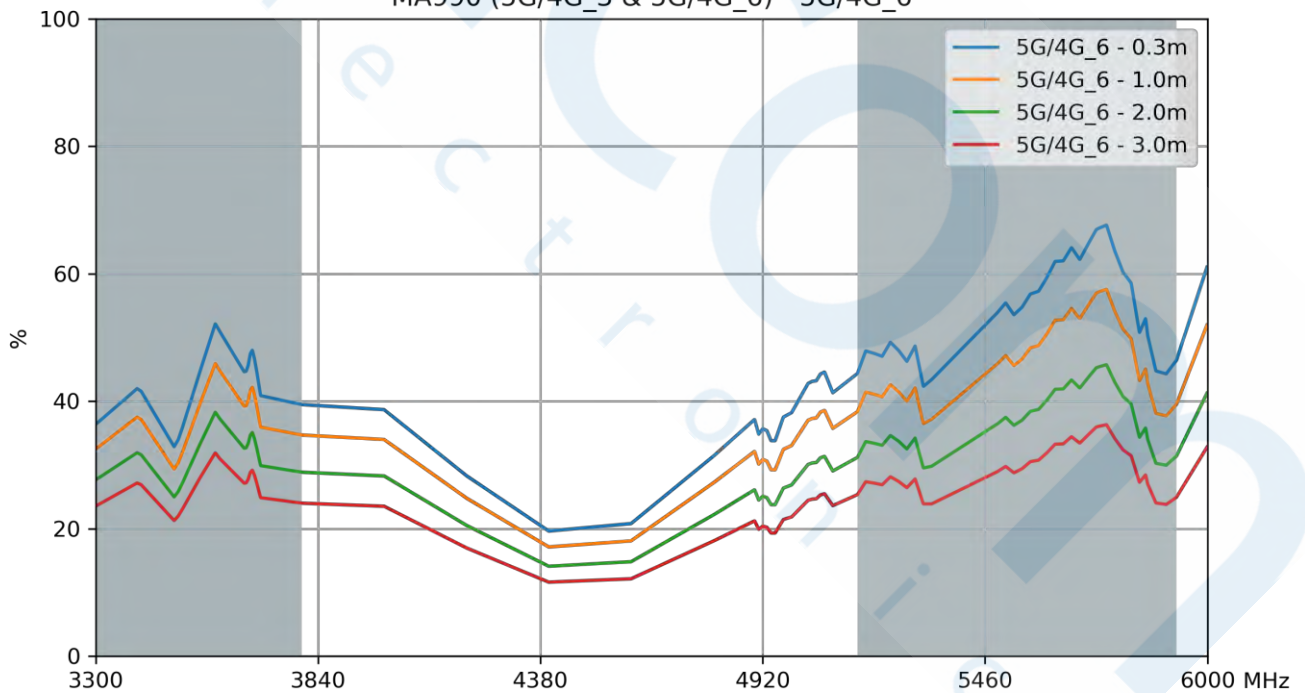


5G/4G MIMO 3 & 6

MA990 (5G/4G_3 & 5G/4G_6) - 5G/4G_3

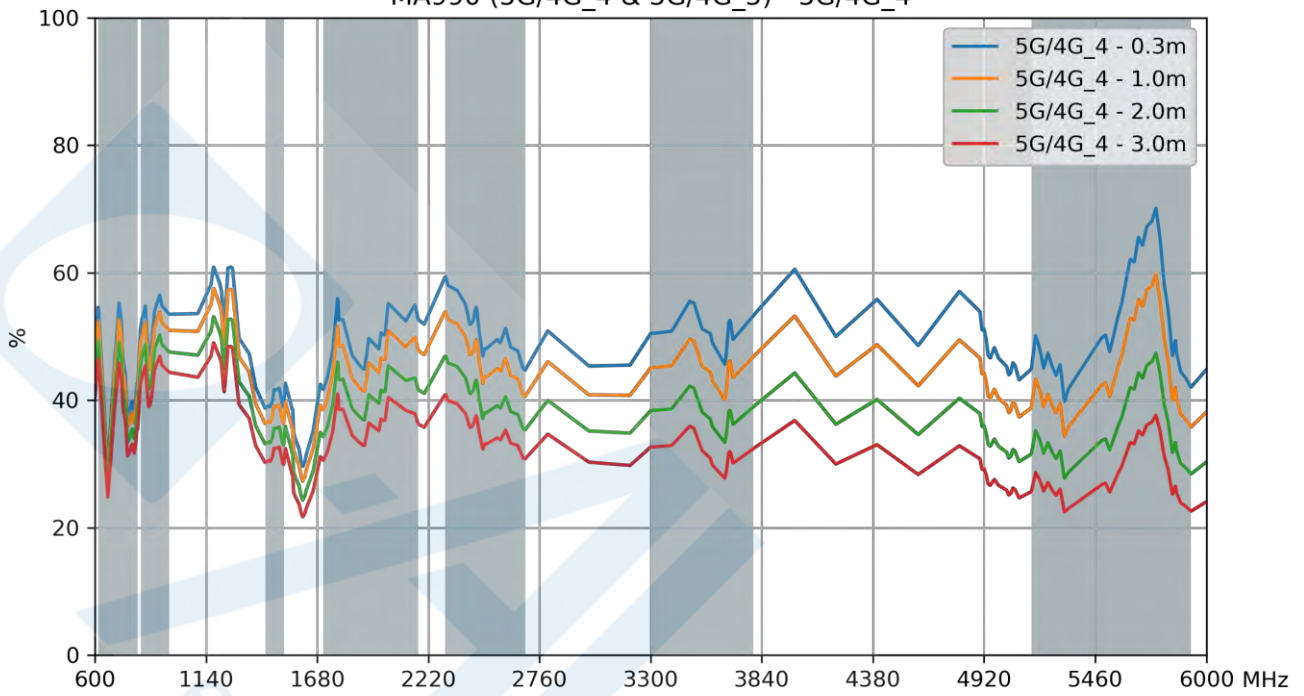


MA990 (5G/4G_3 & 5G/4G_6) - 5G/4G_6

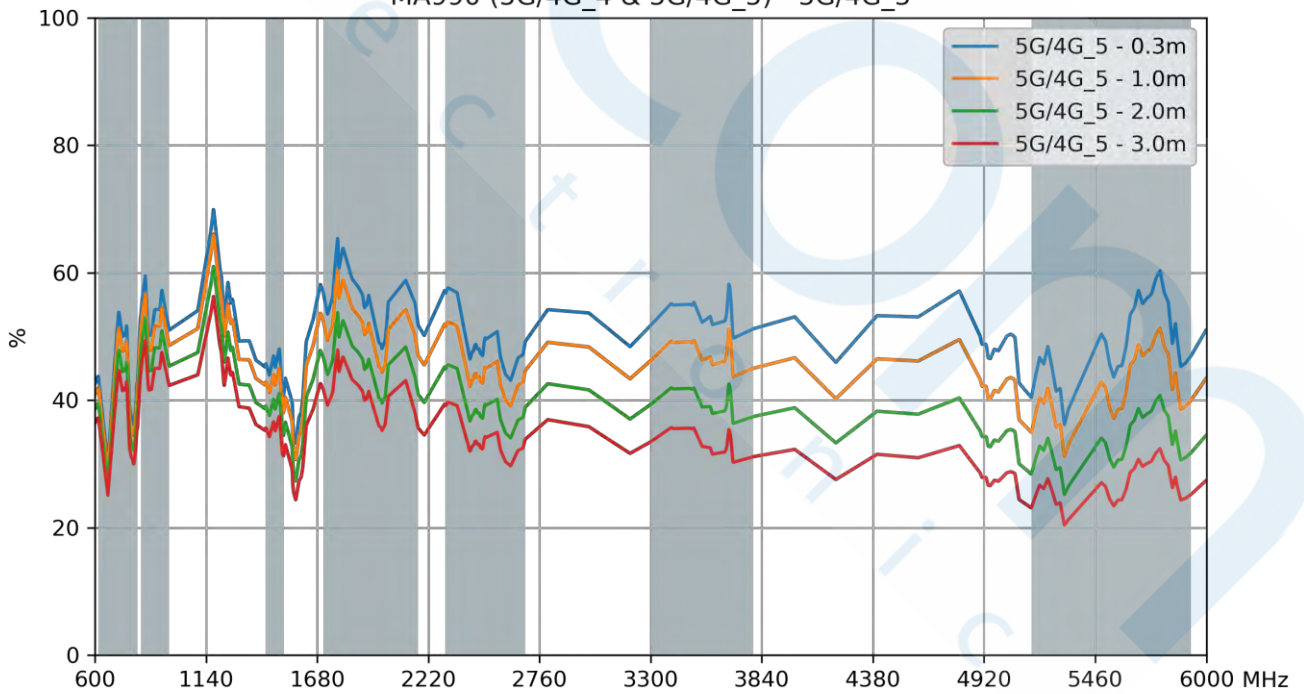


5G/4G MIMO 4 & 5

MA990 (5G/4G_4 & 5G/4G_5) - 5G/4G_4

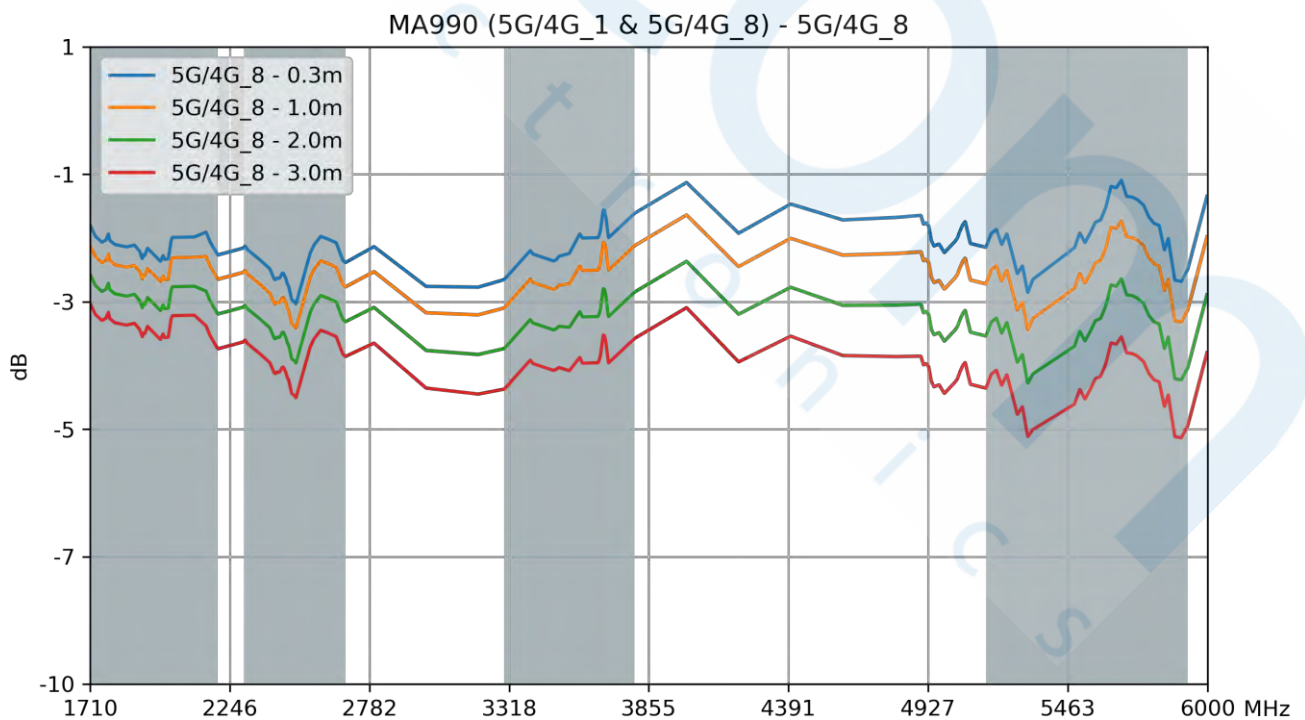
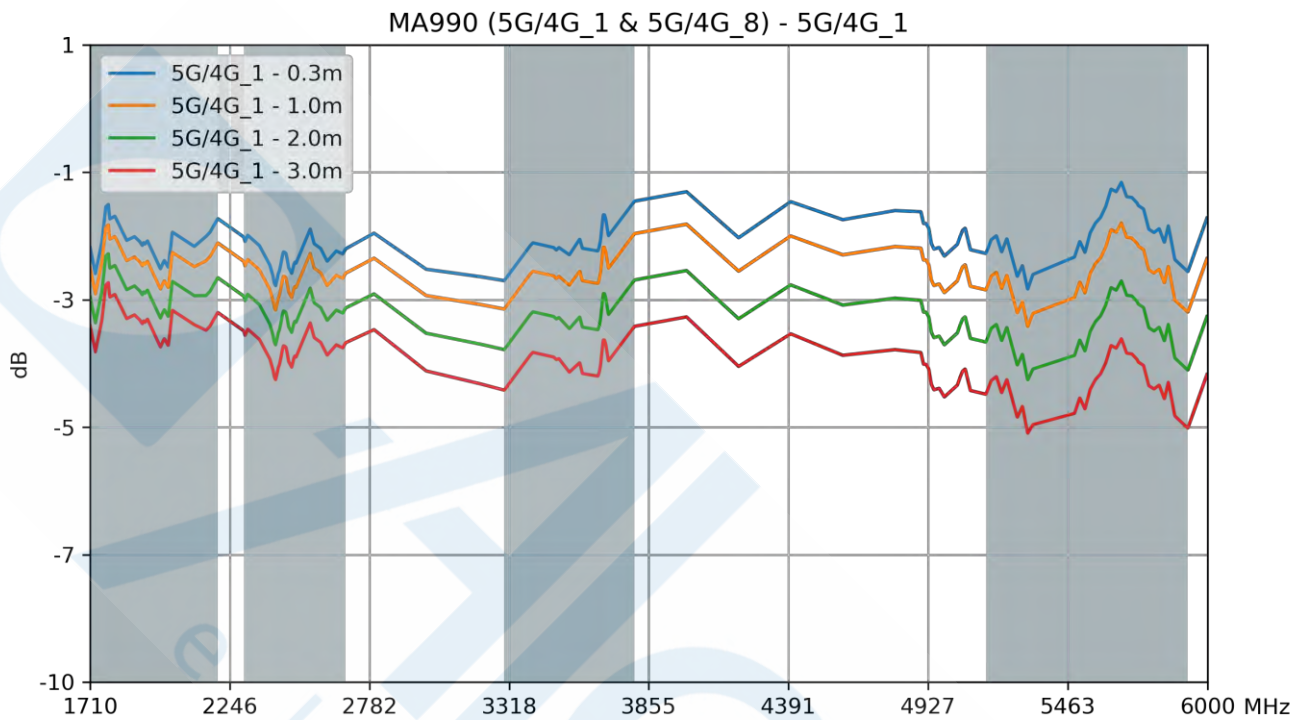


MA990 (5G/4G_4 & 5G/4G_5) - 5G/4G_5



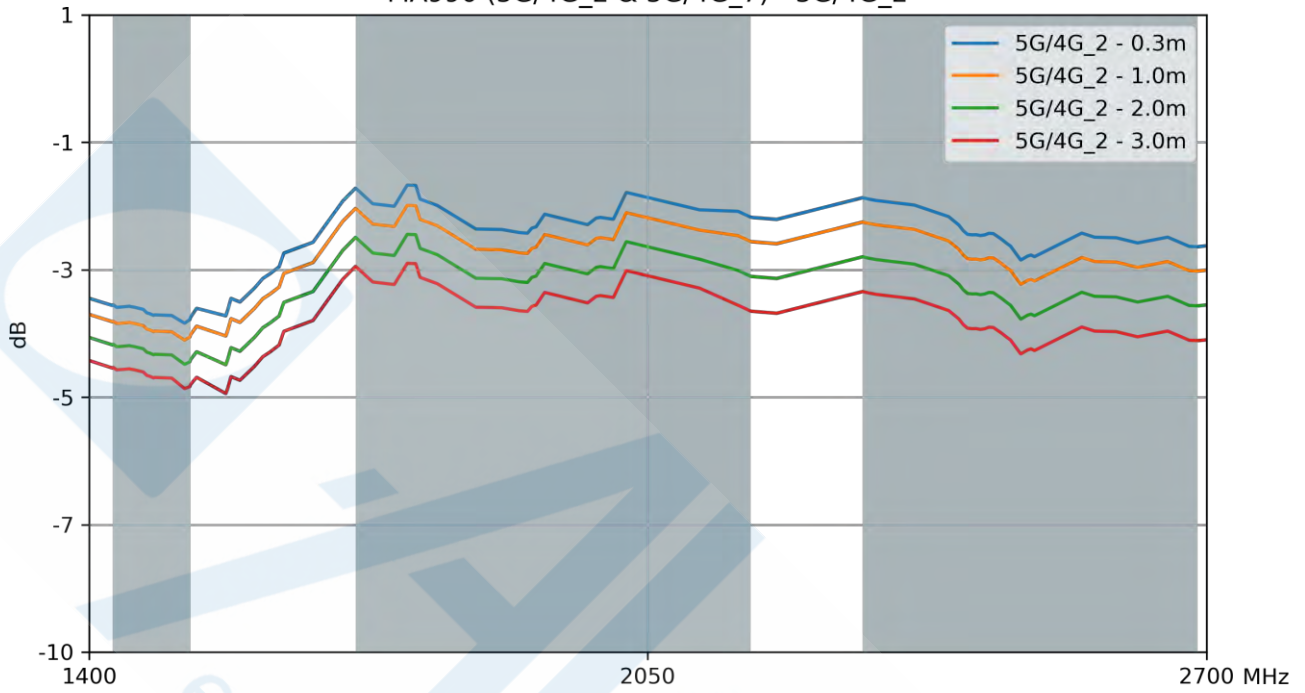
8.2 Average Gain – 5G/4G MIMO

5G/4G MIMO 1 & 8

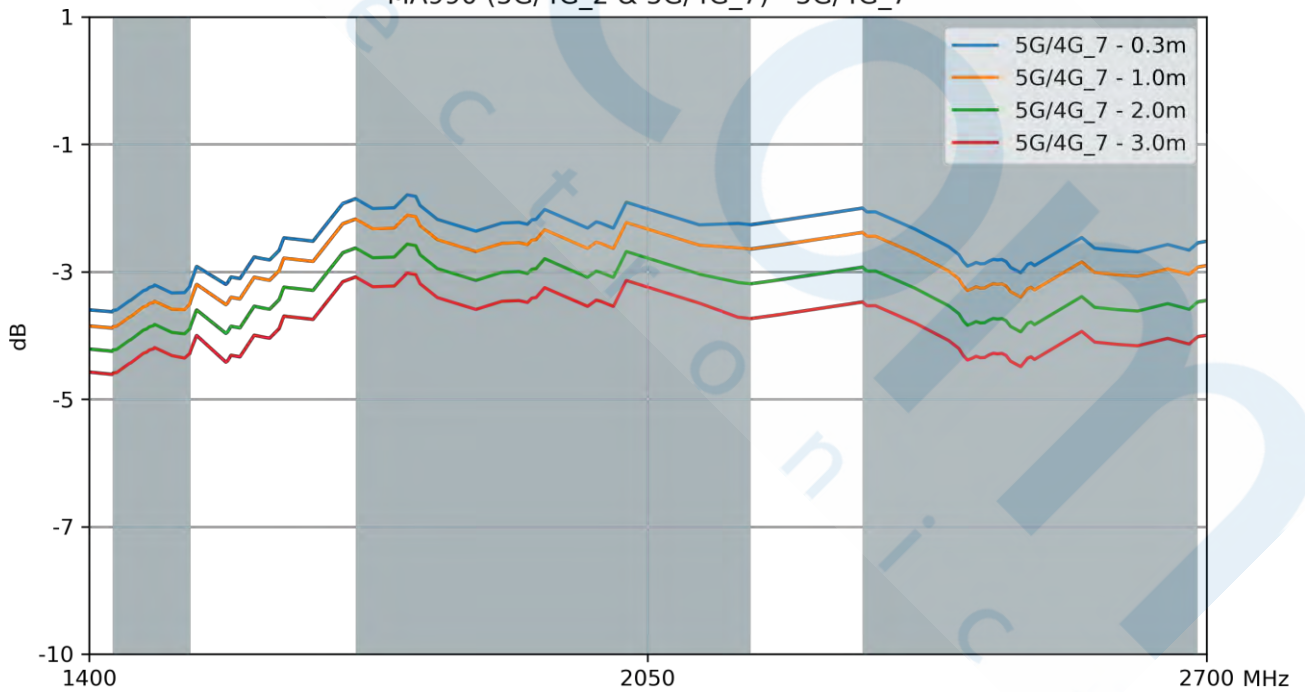


5G/4G MIMO 2 & 7

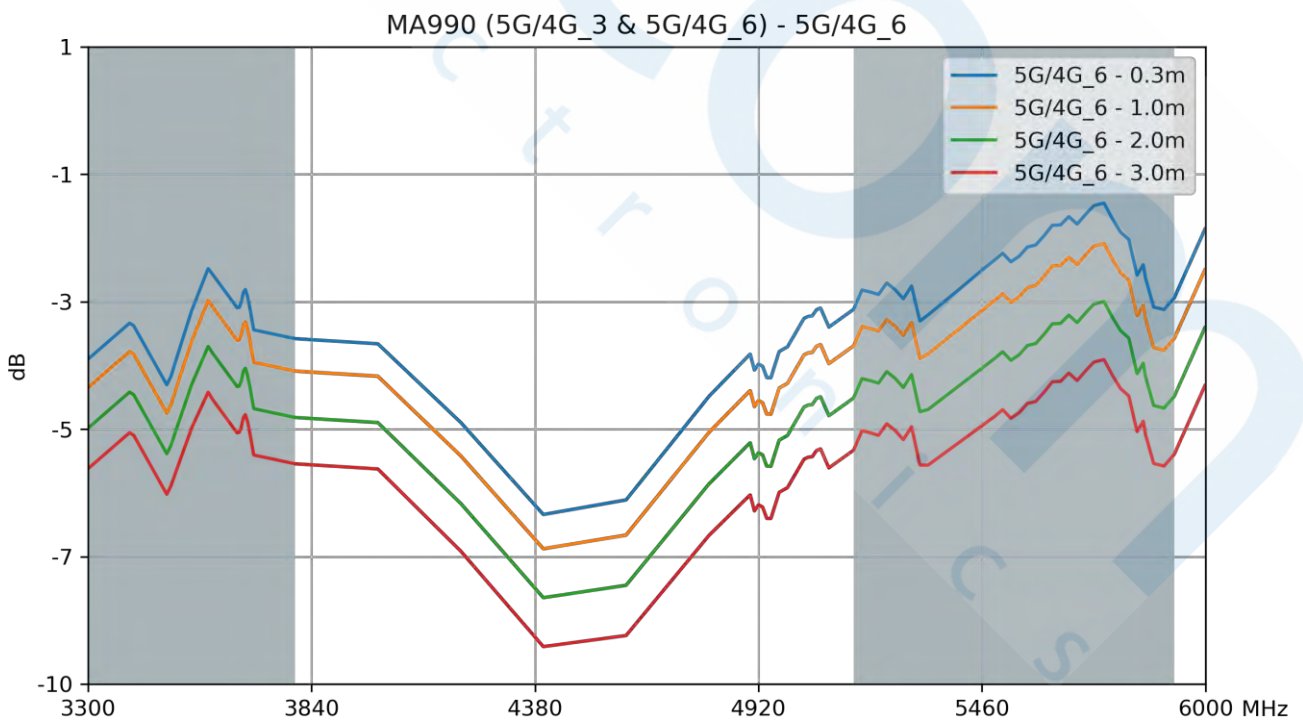
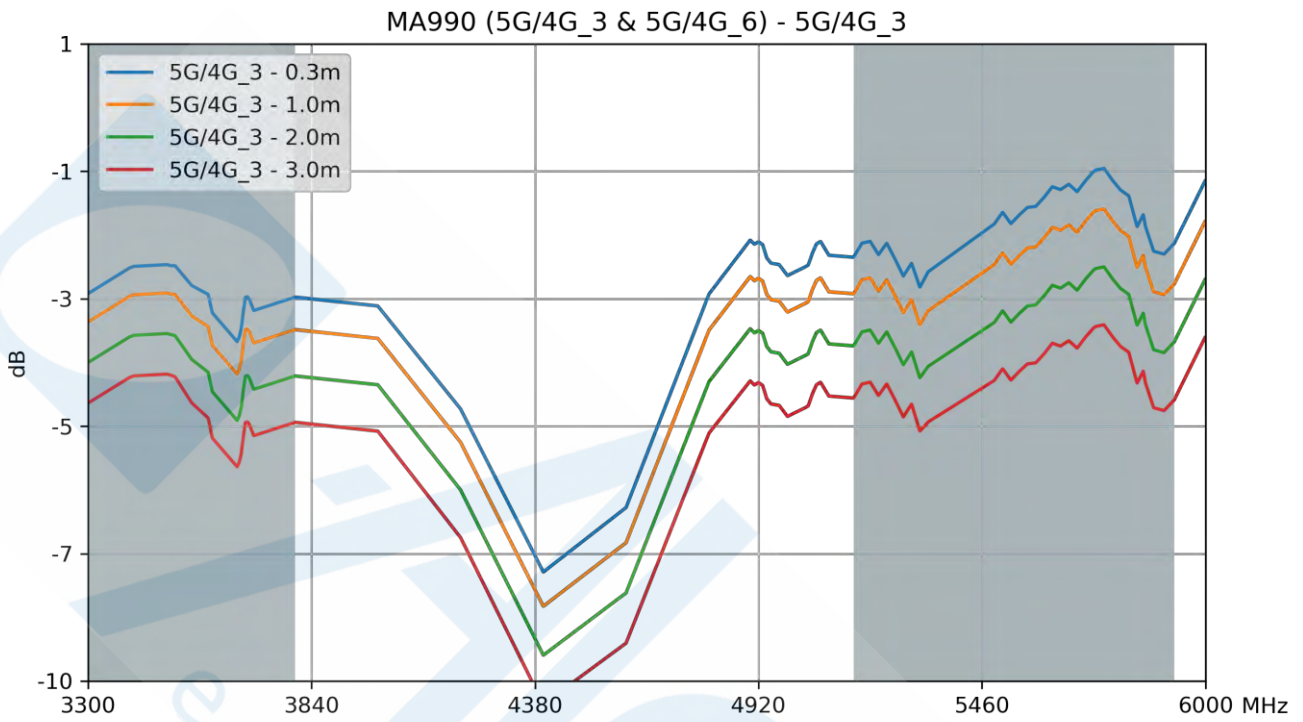
MA990 (5G/4G_2 & 5G/4G_7) - 5G/4G_2



MA990 (5G/4G_2 & 5G/4G_7) - 5G/4G_7

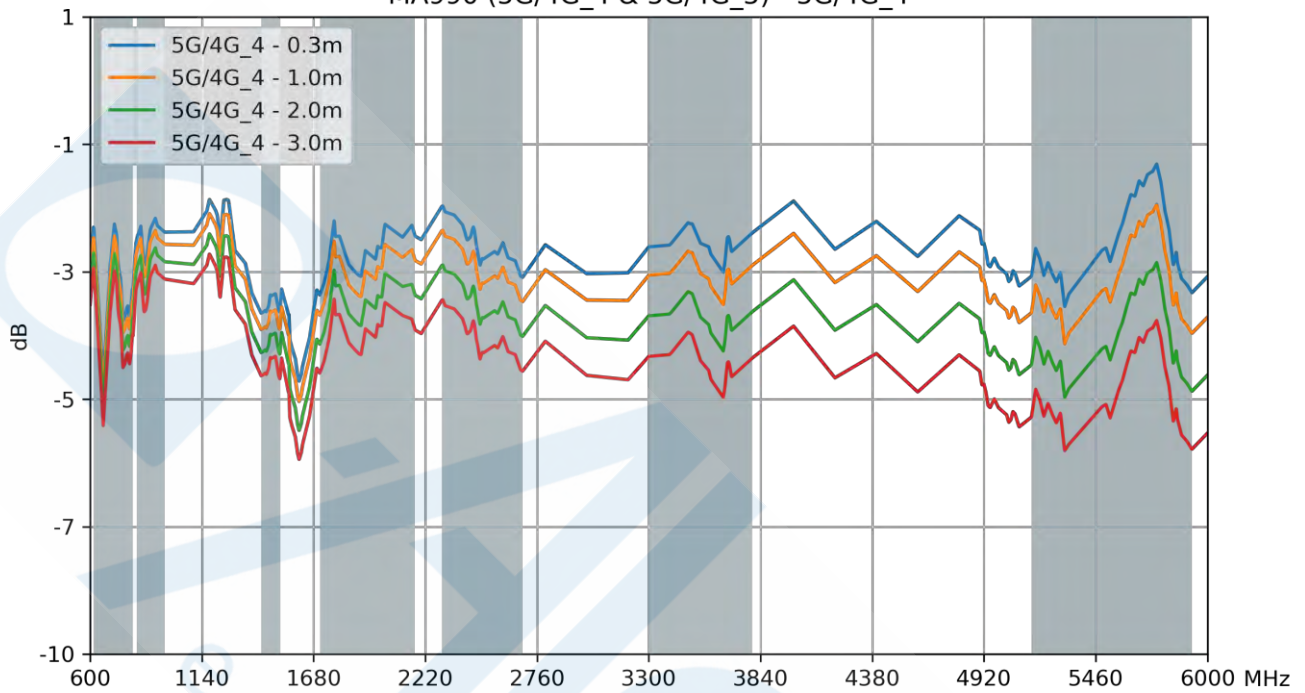


5G/4G MIMO 3 & 6

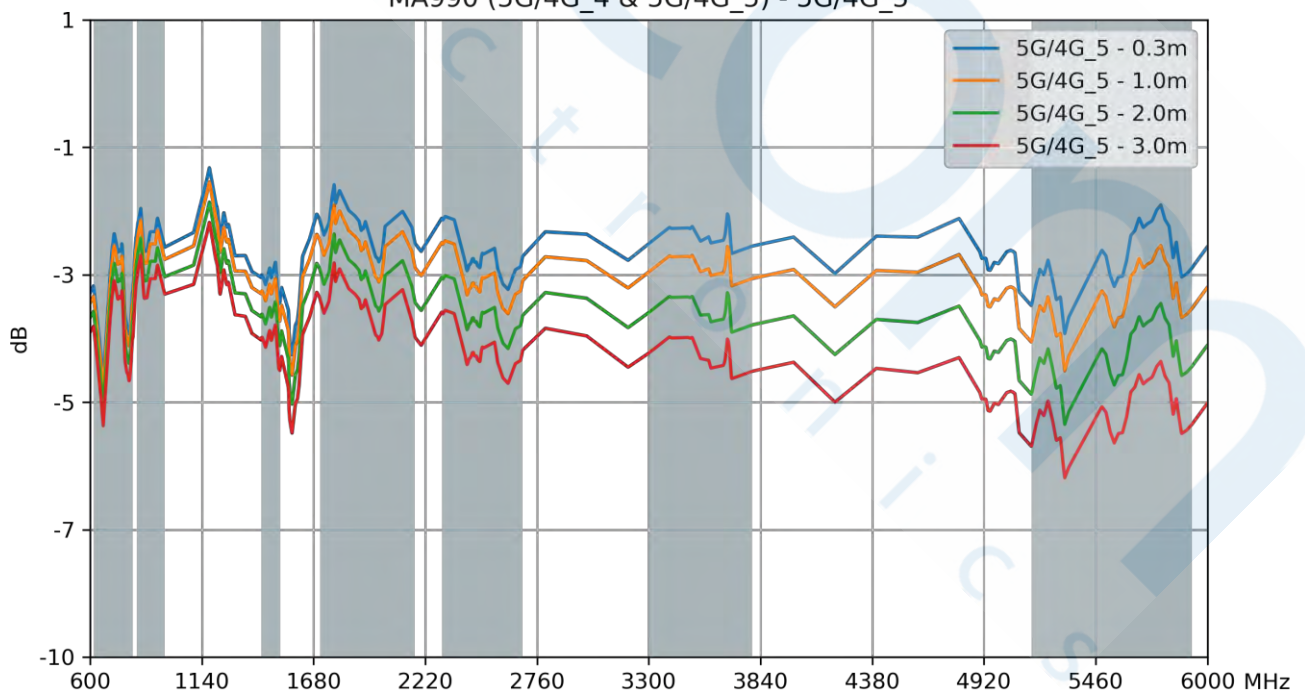


5G/4G MIMO 4 & 5

MA990 (5G/4G_4 & 5G/4G_5) - 5G/4G_4

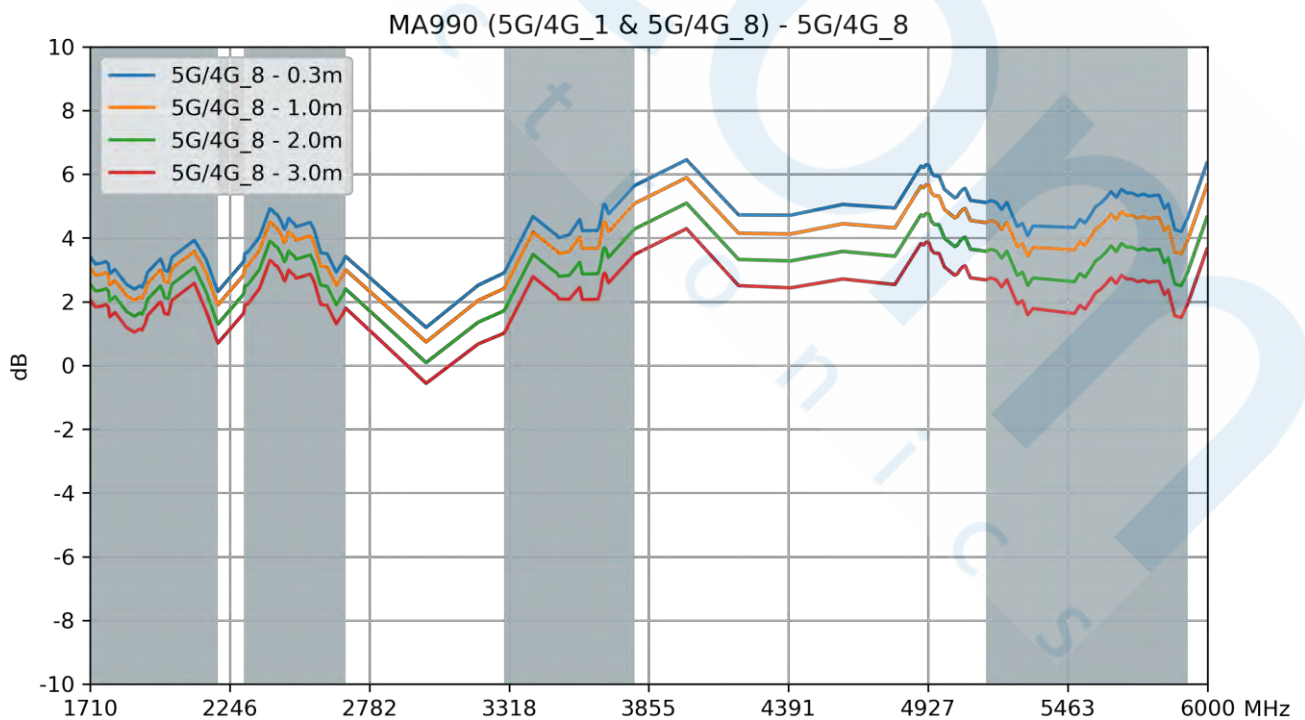
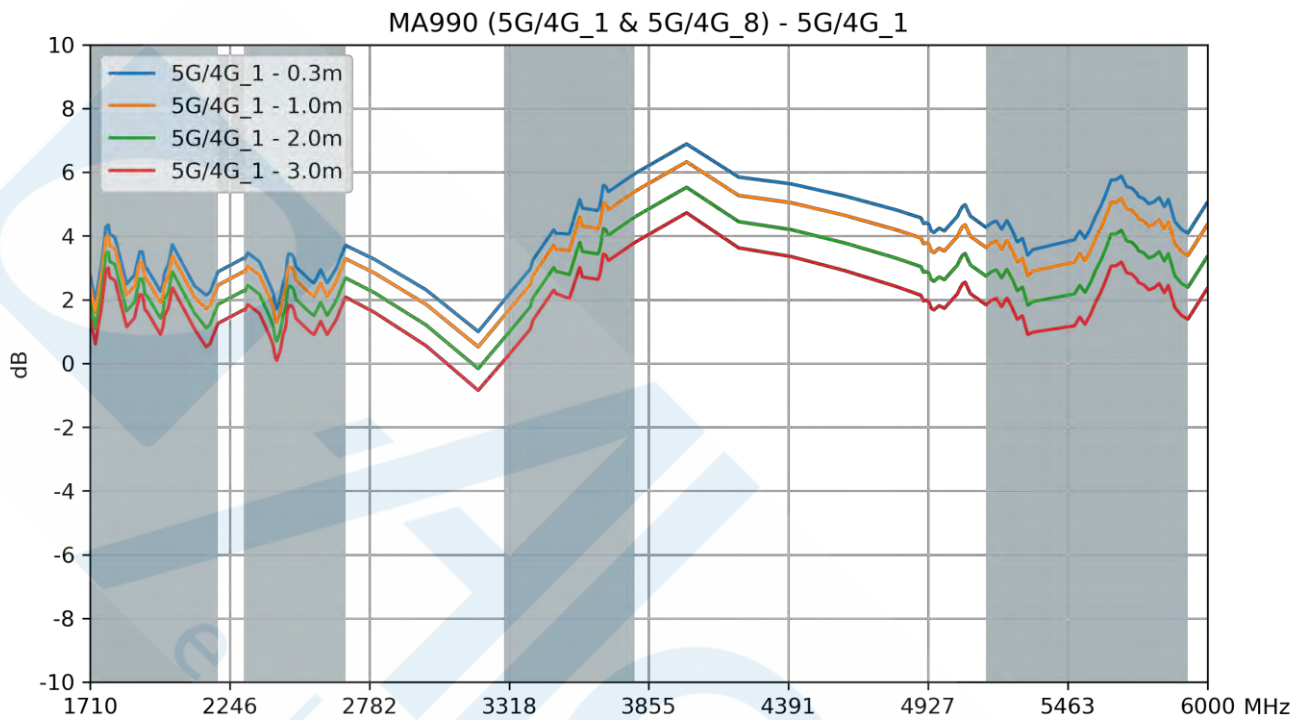


MA990 (5G/4G_4 & 5G/4G_5) - 5G/4G_5



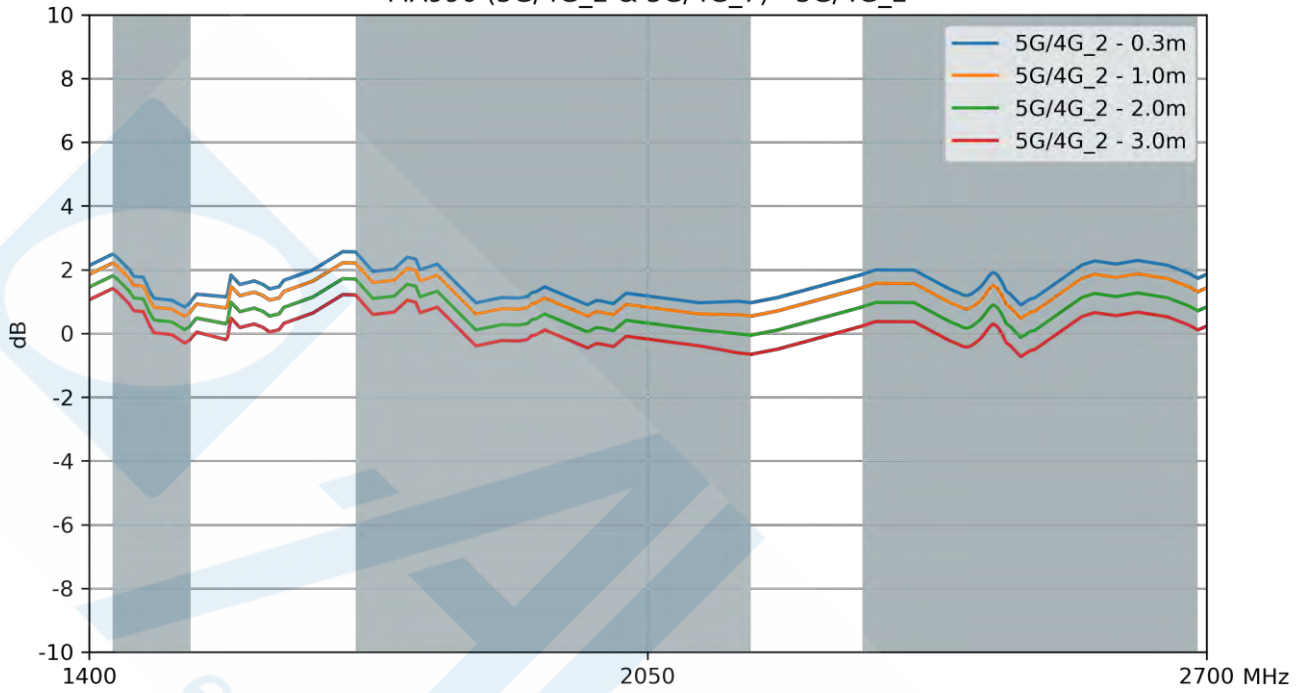
8.3 Peak Gain – 5G/4G MIMO

5G/4G MIMO 1 & 8

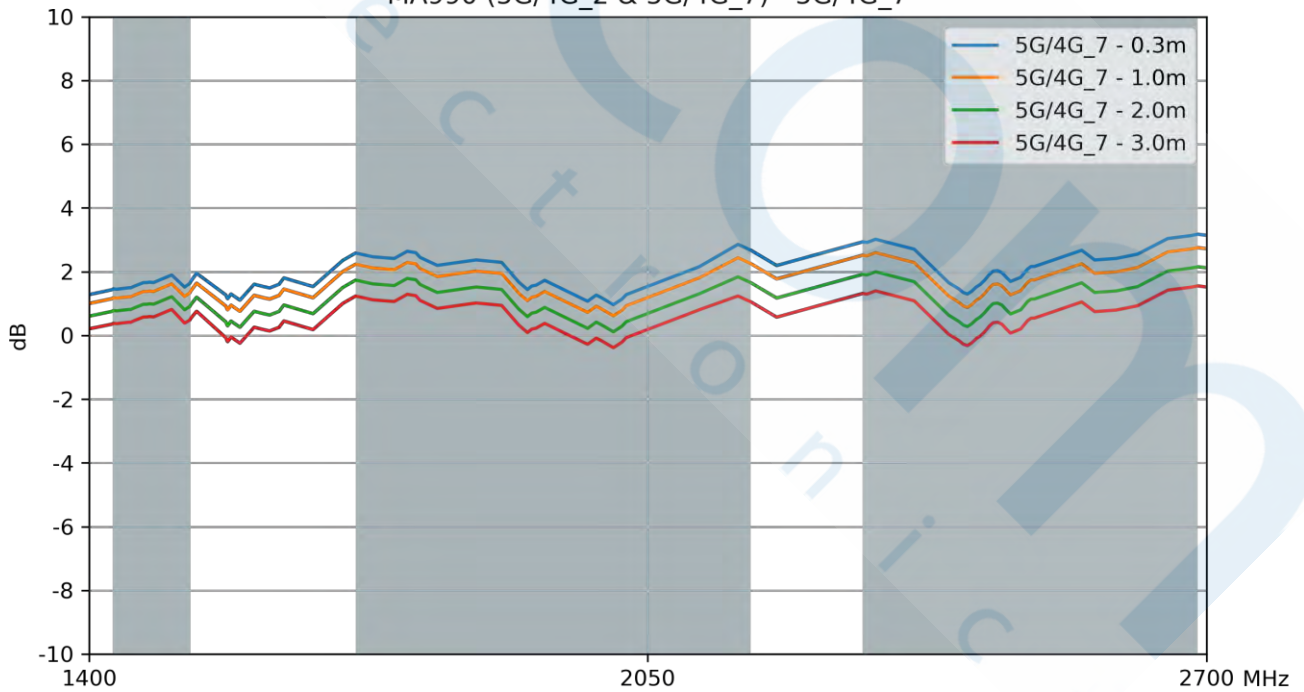


5G/4G MIMO 2 & 7

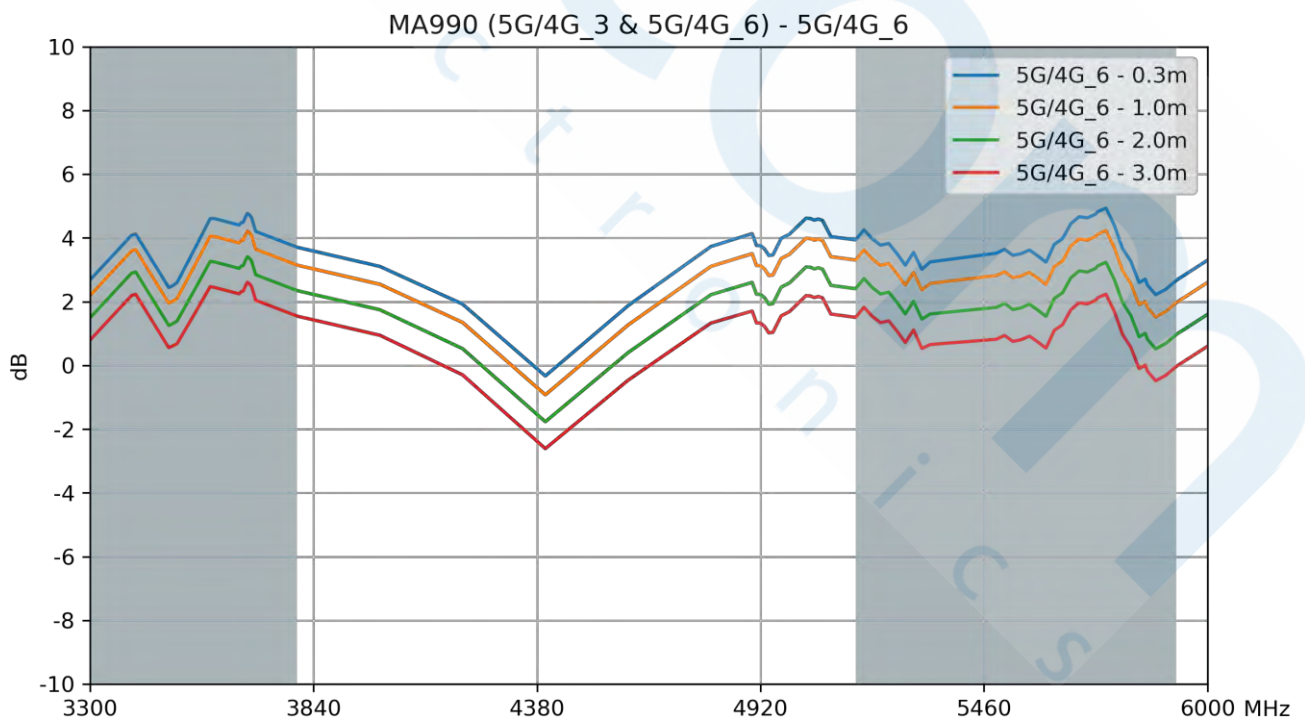
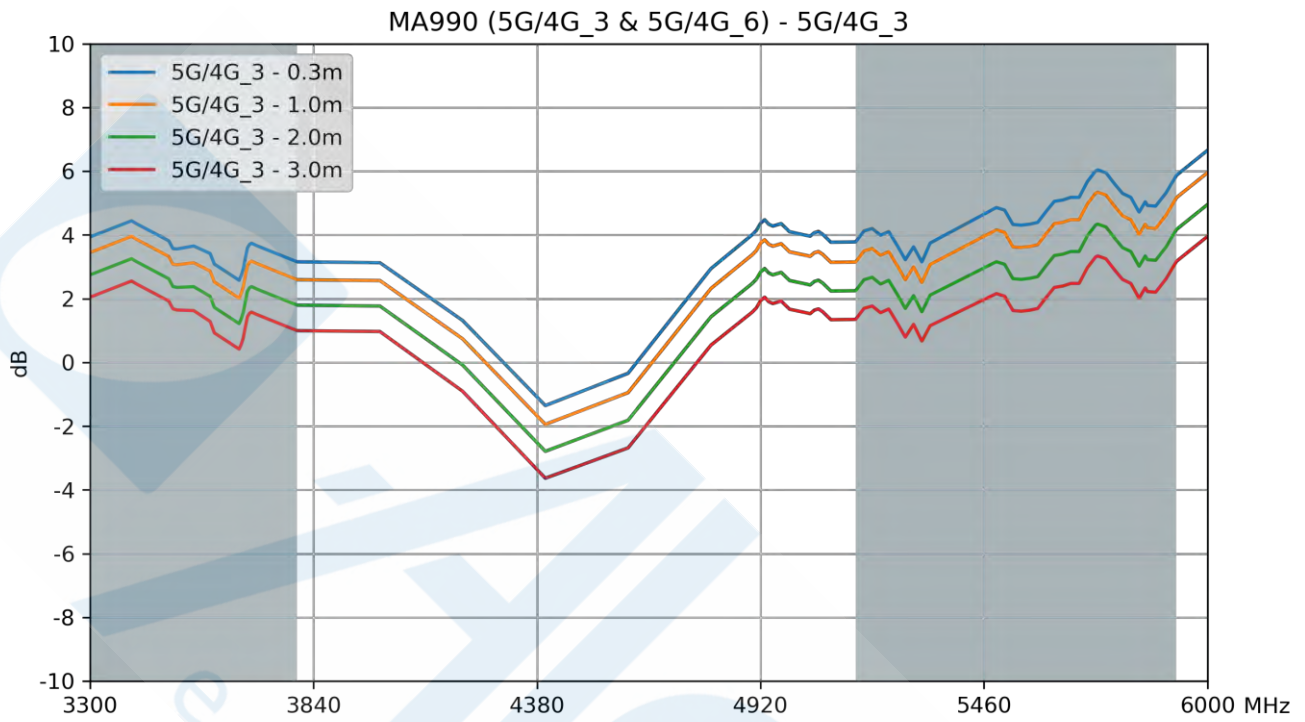
MA990 (5G/4G_2 & 5G/4G_7) - 5G/4G_2



MA990 (5G/4G_2 & 5G/4G_7) - 5G/4G_7

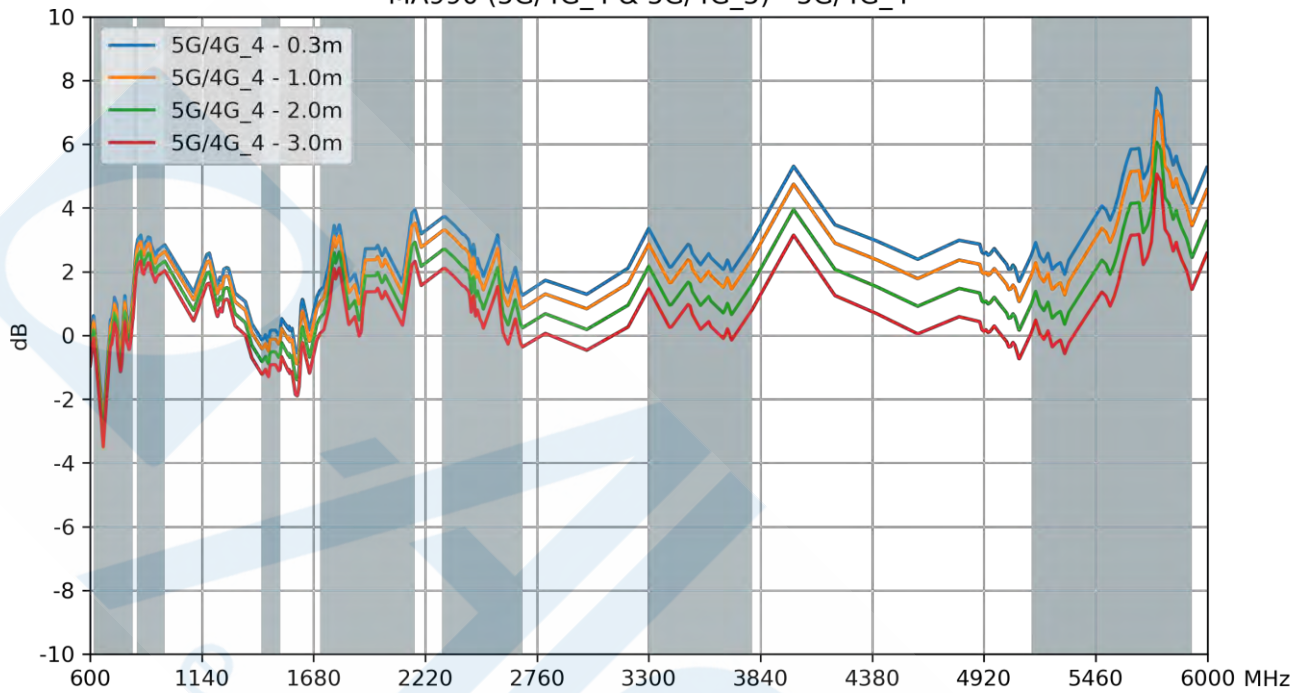


5G/4G MIMO 3 & 6

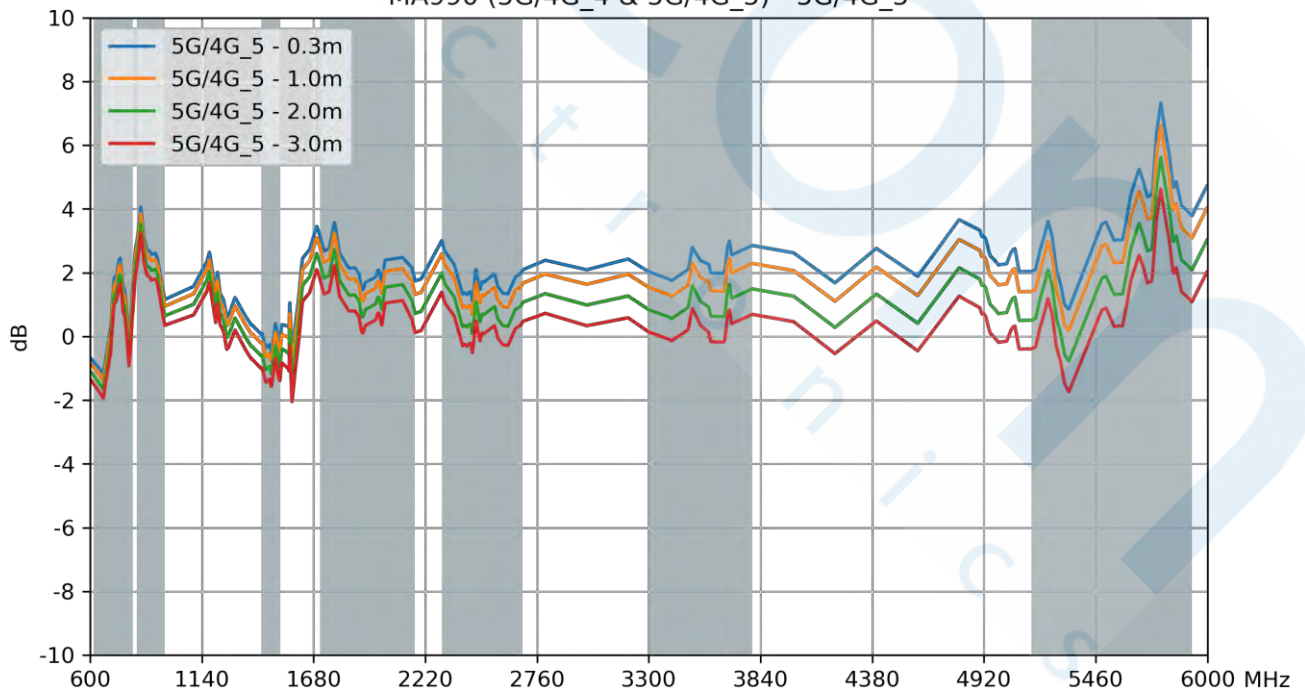


5G/4G MIMO 4 & 5

MA990 (5G/4G_4 & 5G/4G_5) - 5G/4G_4



MA990 (5G/4G_4 & 5G/4G_5) - 5G/4G_5



8.7 Comparison Tables

MA990 (5G/4G_1 & 5G/4G_8)					
Frequency (MHz)		5GNR n66	LTE 2600	5GNR n78	LTE 5200
		1710-2170	2300-2690	3300-3800	5150-5925
Efficiency (%)					
HGЖGкй	идпг	нпчр	нлф	нрчп	нсф
	йчпг	нлф	мсчп	нйфп	ниф
	кчпг	мпчп	мкф	млф	мичп
	лчпг	мкфп	лпфп	лоф	лкф
HGЖGкр	идпг	нпф	нйф	нрф	оичп
	йчпг	нкчп	мпфп	нкчп	нйфп
	кчпг	моф	мйфп	млф	мйф
	лчпг	мйчп	лнф	лоф	лкф
Average Gain (dB)					
HGЖGкй	идпг	Жчдр	Жфр	Жчпн	Жкн
	йчпг	Жчпм	Жфп	Жфр	Жфл
	кчпг	Жкн	Жчп	Жфн	Жфп
	лчпг	Жчп	Жчп	Жфп	Жфр
HGЖGкр	идпг	Жчл	Жфн	Жчп	Жкп
	йчпг	Жчр	Жкп	Жфм	Жфр
	кчпг	Жкп	Жчрп	Жфп	Жфн
	лчпг	Жчп	Жчп	Жчп	Жфл
Peak Gain (dBi)					
HGЖGкй	идпг	мдн	лчп	нфн	нчр
	йчпг	мфп	лфр	нчл	нфр
	кчпг	лчп	кфр	мфл	мфр
	лчпг	лчп	кчр	лчл	лфр
HGЖGкр	идпг	лфл	мфк	нфм	нчл
	йчпг	лфр	мфп	нфр	мрл
	кчпг	лфр	лчп	мфр	лчл
	лчпг	кчр	лчп	лфр	кчл

MA990 (5G/4G_2 & 5G/4G_7)

Frequency (MHz)		5G NR 1500	5G NR n66	LTE 2600
		1427-1518	1710-2170	2300-2690
Efficiency (%)				
HGJMГкк	ичіт	лрф	нпф	нкф
	йчіт	лоф	нлчі	мпф
	кчіт	ллчі	мпф	мічі
	лчіт	личі	мкчі	лочі
HGJMГкп	ичіт	мічі	нпчі	мсчі
	йчіт	лсчі	нкф	мнчі
	кчіт	лнф	моф	лсф
	лчіт	лкчі	міф	лмчі
Average Gain (dB)				
HGJMГкк	ичіт	Жчіл	Жчі	Жчір
	йчіт	Жчій	Жчіп	Жчі
	кчіт	Жчік	Жчіо	Жчіри
	лчіт	Жчікк	Жчіп	Жчі
HGJMГкп	ичіт	Жчіри	Жчім	Жчіп
	йчіт	Жчір	Жчіс	Жчіп
	кчіт	Жчіс	Жчіди	Жчіп
	лчіт	Жчірс	Жчірй	Жчірп
Peak Gain (dBi)				
HGJMГкк	ичіт	кчір	кчіо	кчіс
	йчіт	кчі	кчій	йчірп
	кчіт	йчіри	йчій	йчіп
	лчіт	йчі	йчій	ичіп
HGJMГкп	ичіт	йчі	кчіо	лчіп
	йчіт	йчік	кчім	кчіп
	кчіт	йчікк	йчірм	кчіп
	лчіт	ичік	йчіс	йчіп

MA990 (5G/4G_3 & 5G/4G_6)			
Frequency (MHz)		5G NR n78	LTE 5200
		3300-3800	5150-5925
Efficiency (%)			
HGJMГкл	ичіт	моҫ	оқҫ
	йҫіт	мйҫ	нлҫ
	кҫіт	лмҫ	мкҫ
	лҫіт	крҫ	лмҫ
HGJMГко	ичіт	мкҫ	нмҫ
	йҫіт	лпҫ	моҫ
	кҫіт	лйҫ	лпҫ
	лҫіт	коҫ	кҫҫ
Average Gain (dB)			
HGJMГкл	ичіт	Жҫм	Жҫк
	йҫіт	Жҫп	Жҫи
	кҫіт	Жҫл	Жҫр
	лҫіт	Жҫс	Жҫн
HGJMГко	ичіт	Жҫр	Жҫо
	йҫіт	Жҫй	Жҫм
	кҫіт	Жҫр	Жҫк
	лҫіт	Жҫн	Жҫс
Peak Gain (dBi)			
HGJMГкл	ичіт	мҫм	оҫм
	йҫіт	лҫн	нҫм
	кҫіт	лҫн	мҫм
	лҫіт	кҫн	лҫм
HGJMГко	ичіт	мҫп	мҫм
	йҫіт	мҫй	мҫм
	кҫіт	лҫй	лҫм
	лҫіт	кҫй	кҫм

MA990 (5G/4G_4 & 5G/4G_5)

Frequency (MHz)	5G NR B71	LTE 700	LTE 800/900	5G NR 1500	5G NR n66	LTE 2600	5G NR n78	LTE 5200	
	617-698	698-806	824-960	1427-1518	1710-2170	2300-2690	3300-3800	5150-5925	
Efficiency (%)									
НГЖМГКМ	ичтм	мйчп	млчф	нйчф	лсчф	мсчф	нйчп	нйчй	нкчр
	йчйт	лсчф	мйчр	мсчй	лпчм	мнчп	мпчп	мнчф	мнчй
	кчйт	лпчм	лсчп	мнчф	лмчй	мичф	мичф	лпчф	лочп
	лчйт	лнчй	лочм	мкчр	лйчп	лочф	лнчф	лйчр	крчр
НГЖМГКН	ичтм	лрчп	мнчф	нлчф	ммчп	ннчр	мсчп	нмчп	мсчп
	йчйт	лочр	млчп	нйчй	мйчр	нйчм	ммчп	мпчп	мйчф
	кчйт	лмчп	мичр	мпчп	лрчй	мнчп	лрчр	мичй	ллчп
	лчйт	лкчм	лрчй	ммчп	лмчп	мичп	ллчр	ллчф	кочп
Average Gain (dB)									
НГЖМГКМ	ичтм	Жчтс	Жчп	Жчрп	Жчс	Жчм	Жчро	Жчк	Жчп
	йчйт	Жчс	Жчр	Жчр	Жчп	Жчм	Жчр	Жчн	Жчю
	кчйт	Жчп	Жчр	Жчр	Жчр	Жчй	Жчр	Жчй	Жчл
	лчйт	Жчн	Жчр	Жчр	Жчр	Жчк	Жчр	Жчп	Жчй
НГЖМГКН	ичтм	Жчй	Жчр	Жчй	Жчп	Жчм	Жчс	Жчр	Жчй
	йчйт	Жчм	Жчс	Жчк	Жчр	Жчс	Жчй	Жчй	Жчр
	кчйт	Жчк	Жчс	Жчк	Жчс	Жчп	Жчй	Жчп	Жчп
	лчйт	Жчс	Жчс	Жчк	Жчс	Жчй	Жчй	Жчм	Жчл
Peak Gain (dBi)									
НГЖМГКМ	ичтм	ичро	йчп	лчн	ичю	лчн	лчл	лчю	пчп
	йчйт	ичр	йчс	кчм	Жчй	лчл	лчй	кчр	пчп
	кчйт	ичк	ичс	кчм	Жчк	кчл	кчй	кчп	очп
	лчйт	Жчм	ичс	кчм	Жчк	кчл	кчй	йчп	нчп
НГЖМГКН	ичтм	ичр	кчн	мчп	ичк	лчп	лчк	лчк	пчк
	йчйт	ичп	кчм	лчро	ичй	лчн	кчп	кчю	очк
	кчйт	Жчл	йчс	лчю	Жчю	кчп	кчп	йчро	нчк
	лчйт	Жчл	йчм	лчю	Жчю	кчп	йчп	ичс	мчк

Changelog for the datasheet

SPE-22-8-017 – MA9914.A.002

Revision: A (Original First Release)

Date:	2022-02-03
Notes:	
Author:	Jack Conroy

Previous Revisions



TAOGLAS®

www.taoglas.com



Singel 3 | B-2550 Kontich | Belgium | Tel. +32 (0)3 458 30 33
info@alcom.be | www.alcom.be

Rivium 1e straat 52 | 2909 LE Capelle aan den IJssel | The Netherlands
Tel. +31 (0)10 288 25 00 | info@alcom.nl | www.alcom.nl