



EFR32BG29 Wireless SoC Family Data Short

The EFR32BG29 Wireless family of SoCs is part of the EFR32 Wireless SoC portfolio. EFR32BG29 wireless SoCs are ideal for enabling energy-friendly Bluetooth networking for IoT devices.

The single-die solution combines a 76.8 MHz Cortex-M33 with a high-performance 2.4 GHz radio to provide an industry-leading, energy-efficient wireless, SoC for IoT connected applications.

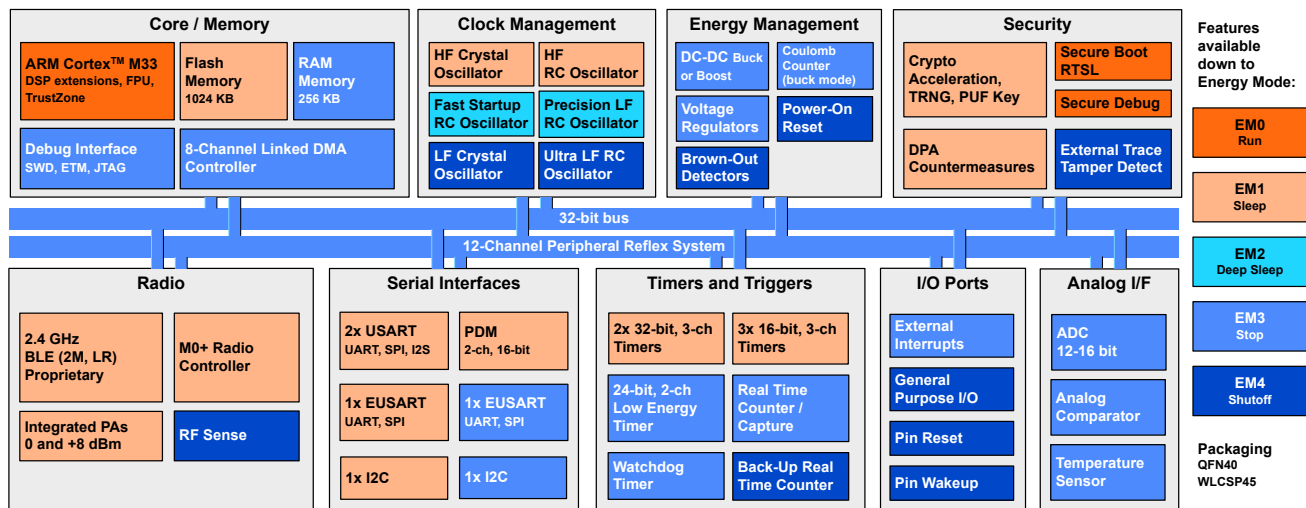
The devices are available with boost or buck DC-DC capabilities, enabling direct power from a wide variety of batteries.

EFR32BG29 applications include:

- Portable Medical
- Home End Devices
- Fleet/Asset Monitoring
- Industrial Automation
- Access Control
- Bluetooth Mesh
- Sports, Fitness, and Wellness devices
- Power Tools

KEY FEATURES

- 32-bit ARM® Cortex®-M33 core with 76.8 MHz maximum operating frequency
- 1024 KB of flash and 256 KB of RAM
- Energy-efficient core with low active and sleep currents
- Integrated PA with up to 8 dBm (2.4 GHz) TX power
- Secure Vault™ High
- DC-DC supporting buck (1.8-3.8 V) or boost (1.2-1.7 V) operation
- Available in WLCSP and QFN packaging



1. Feature List

The EFR32BG29 highlighted features are:

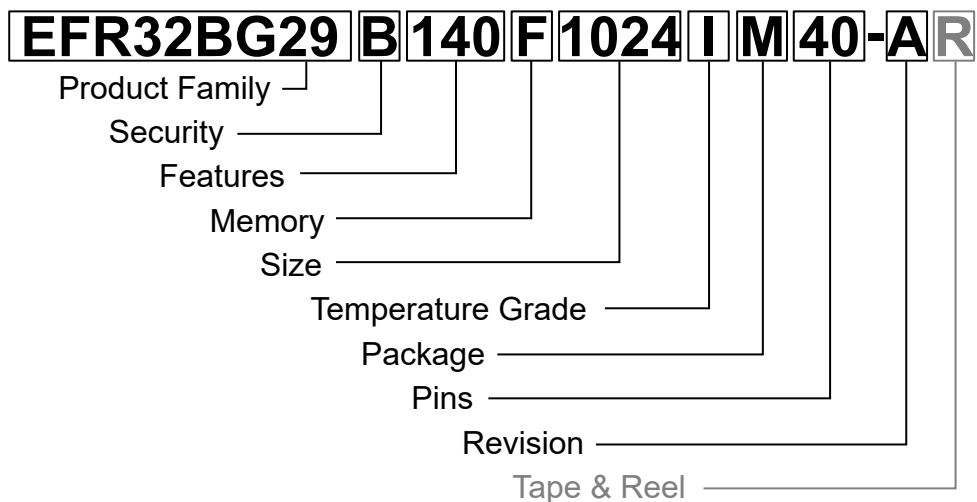
- **Low Power Wireless System-on-Chip**
 - High-performance 32-bit 76.8 MHz ARM Cortex[®]-M33 with DSP instruction and floating-point unit for efficient signal processing
 - 1024 KB flash program memory
 - 256 KB RAM data memory
 - 2.4 GHz radio operation
- **Radio Performance**
 - -106.8 dBm sensitivity @ 125 kbps GFSK
 - -99 dBm sensitivity @ 1 Mbit/s GFSK
 - -96.1 dBm sensitivity @ 2 Mbit/s GFSK
 - TX power up to 8 dBm
- **Low System Energy Consumption**
 - 3.6 mA RX current (1 Mbps GFSK)
 - 4 mA TX current @ 0 dBm output power
 - 9 mA TX current @ 6 dBm output power
 - 11 mA TX current @ 8 dBm output power
 - 30 μ A/MHz in Active Mode (EM0) at 76.8 MHz
 - 3.4 μ A EM2 DeepSleep current (256 KB RAM retention and RTC running from LFXO)
 - 1.5 μ A EM2 DeepSleep current (16 KB RAM retention and RTC running from LFXO)
 - 0.16 μ A EM4 current
- **Supported Modulation Format**
 - 2 (G)FSK with fully configurable shaping
 - OQPSK DSSS
 - (G)MSK
- **Protocol Support**
 - Bluetooth Low Energy
 - Proprietary
- **Secure Vault High**
 - Hardware Cryptographic Acceleration for AES128/192/256, ChaCha20-Poly1305, SHA-1, SHA-2/256/384/512, ECDSA+ECDH(P-192, P-256, P-384, P-521), Ed25519 and Curve25519, J-PAKE, PBKDF2
 - True Random Number Generator (TRNG)
 - ARM[®] TrustZone[®]
 - Secure Boot (Root of Trust Secure Loader)
 - Secure Debug Unlock
 - DPA Countermeasures
 - Secure Key Management with PUF
 - Anti-Tamper
 - Secure Attestation
- **Wide Selection of MCU Peripherals**
 - Analog to Digital Converter (ADC)
 - 12-bit @ 1 Msps
 - 16-bit @ 76.9 kbps
 - Analog Comparator (ACMP)
 - Up to 26 General Purpose I/O pins with output state retention and asynchronous interrupts
 - 8 Channel DMA Controller
 - 12 Channel Peripheral Reflex System (PRS)
 - 2 \times 32-bit Timer/Counter with 3 Compare/Capture/PWM channels
 - 3 \times 16-bit Timer/Counter with 3 Compare/Capture/PWM channels
 - 32-bit Real Time Counter
 - 24-bit Low Energy Timer for waveform generation
 - 1 \times Watchdog Timer
 - 2 \times Universal Synchronous/Asynchronous Receiver/Transmitter (UART/SPI/SmartCard (ISO 7816)/IrDA/I²S)
 - 2 \times Enhanced Universal Synchronous/Asynchronous Receiver/Transmitter (UART/SPI)
 - 2 \times I²C interface with SMBus support
 - Digital microphone interface (PDM)
 - Precision Low-Frequency RC Oscillator to replace 32 kHz sleep crystal
 - RFSENSE with selective OOK mode
 - Die temperature sensor with +/-1.5 degree C accuracy after single-point calibration
 - Coulomb counter integrated into Buck DC-DC
- **Wide Operating Range**
 - Devices with Buck DC-DC
 - 1.8 to 3.8 V supply range
 - -40 to 125 °C operating temperature
 - Devices with Boost DC-DC
 - 1.2 to 1.7 V supply range
 - -20 to 55 °C operating temperature
- **Packages**
 - **QFN40** 5 \times 5 \times 0.85 mm, 0.4 mm pitch
 - **WLCSP45** 2.825 \times 2.657 \times 0.5 mm, 0.35 mm pitch (Boost DC-DC configuration)

2. Ordering Information

Table 2.1. Ordering Information

Ordering Code	Protocol Stack	Max TX Power	DC-DC	Flash (KB)	RAM (KB)	GPIO	Package	Temp Range
EFR32BG29B230F1024CM40-B	<ul style="list-style-type: none"> • Bluetooth 5.x • Direction Finding (AoA Transmitter) • Proprietary 	6 dBm	Boost	1024	256	25	QFN40	-20 to 55 C
EFR32BG29B220F1024CJ45-B	<ul style="list-style-type: none"> • Bluetooth 5.x • Direction Finding (AoA Transmitter) • Proprietary 	4 dBm	Boost	1024	256	19	WLCSP45	-20 to 55 C
EFR32BG29B140F1024IM40-B	<ul style="list-style-type: none"> • Bluetooth 5.x • Direction Finding (AoA Transmitter) • Proprietary 	8 dBm	Buck	1024	256	26	QFN40	-40 to 125 C

Bluetooth 5.x: As the Bluetooth standard evolves, Silicon Labs is regularly adding new features. For more information on supported Bluetooth capabilities, visit <https://www.silabs.com/bluetooth-hardware>.



Field	Options
Product Family	<ul style="list-style-type: none"> • EFR32BG29: Wireless SoC Family
Security	<ul style="list-style-type: none"> • B: Secure Vault High
Features [f1][f2][f3]	<ul style="list-style-type: none"> • f1 <ul style="list-style-type: none"> • 1: DC-DC Buck Converter • 2: DC-DC Boost Converter • f2 <ul style="list-style-type: none"> • 2: 4 dBm PA Transmit Power • 3: 6 dBm PA Transmit Power • 4: 8 dBm PA Transmit Power • f3 <ul style="list-style-type: none"> • 0: 256 KB RAM
Memory	<ul style="list-style-type: none"> • F: Flash
Size	<ul style="list-style-type: none"> • Memory Size in KBytes
Temperature Grade	<ul style="list-style-type: none"> • C: -20 to +55 °C • I: -40 to +125 °C
Package	<ul style="list-style-type: none"> • M: QFN • J: WLCSP
Pins	<ul style="list-style-type: none"> • Number of Package Pins
Revision	<ul style="list-style-type: none"> • A: Revision A
Tape & Reel	<ul style="list-style-type: none"> • R: Tape & Reel (optional)

Figure 2.1. Ordering Code Key

Simplicity Studio


One-click access to MCU and wireless tools, documentation, software, source code libraries & more. Available for Windows, Mac and Linux!



IoT Portfolio
www.silabs.com/IoT



SW/HW
www.silabs.com/simplicity



Quality
www.silabs.com/quality



Support & Community
www.silabs.com/community

Disclaimer

Silicon Labs intends to provide customers with the latest, accurate, and in-depth documentation of all peripherals and modules available for system and software implementers using or intending to use the Silicon Labs products. Characterization data, available modules and peripherals, memory sizes and memory addresses refer to each specific device, and "Typical" parameters provided can and do vary in different applications. Application examples described herein are for illustrative purposes only. Silicon Labs reserves the right to make changes without further notice to the product information, specifications, and descriptions herein, and does not give warranties as to the accuracy or completeness of the included information. Without prior notification, Silicon Labs may update product firmware during the manufacturing process for security or reliability reasons. Such changes will not alter the specifications or the performance of the product. Silicon Labs shall have no liability for the consequences of use of the information supplied in this document. This document does not imply or expressly grant any license to design or fabricate any integrated circuits. The products are not designed or authorized to be used within any FDA Class III devices, applications for which FDA premarket approval is required or Life Support Systems without the specific written consent of Silicon Labs. A "Life Support System" is any product or system intended to support or sustain life and/or health, which, if it fails, can be reasonably expected to result in significant personal injury or death. Silicon Labs products are not designed or authorized for military applications. Silicon Labs products shall under no circumstances be used in weapons of mass destruction including (but not limited to) nuclear, biological or chemical weapons, or missiles capable of delivering such weapons. Silicon Labs disclaims all express and implied warranties and shall not be responsible or liable for any injuries or damages related to use of a Silicon Labs product in such unauthorized applications.

Trademark Information

Silicon Laboratories Inc.[®], Silicon Laboratories[®], Silicon Labs[®], SiLabs[®] and the Silicon Labs logo[®], Bluegiga[®], Bluegiga Logo[®], EFM[®], EFM32[®], EFR, Ember[®], Energy Micro, Energy Micro logo and combinations thereof, "the world's most energy friendly microcontrollers", Redpine Signals[®], WiSeConnect, n-Link, EZLink[®], EZRadio[®], EZRadioPRO[®], Gecko[®], Gecko OS, Gecko OS Studio, Precision32[®], Simplicity Studio[®], Telegesis, the Telegesis Logo[®], USBXpress[®], Zentri, the Zentri logo and Zentri DMS, Z-Wave[®], and others are trademarks or registered trademarks of Silicon Labs. ARM, CORTEX, Cortex-M3 and THUMB are trademarks or registered trademarks of ARM Holdings. Keil is a registered trademark of ARM Limited. Wi-Fi is a registered trademark of the Wi-Fi Alliance. All other products or brand names mentioned herein are trademarks of their respective holders.



Silicon Laboratories Inc.
400 West Cesar Chavez
Austin, TX 78701
USA

www.silabs.com



Singel 3 | B-2550 Kontich | Belgium | Tel.+32(0)3 458 30 33
info@alcom.be | www.alcom.be
Rivium 1e straat 52 | 2909 LE Capelle aan den IJssel | The Netherlands
Tel.+31(0)10 288 25 00 | info@alcom.nl | www.alcom.nl