

Overview Power Supply Cord with IEC Connector C13, V-Lock, IP54

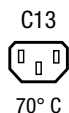
new



IP54 Connection with 6080



IP54 Connection with DG11



See below:
Approvals and Compliances

Description

- Power Supply Cord / Interconnection Cord
- Protection class I , Pin temperature 70 °C
- with V-Lock interlocking system

References

Accessories for [6080](#); [DG11](#); [DG12](#)

Weblinks

[pdf data sheet](#), [html datasheet](#), [General Product Information](#), [Approvals](#), [Distributor-Stock-Check](#), [Accessories](#), [Detailed request for product](#)

Technical Data

Ratings IEC	10A / 250VAC; 50Hz
Ratings UL/CSA	10A / 125VAC; 60Hz
Dielectric Strength	> 2kVDC between L-N > 2kVAC between L/N-PE (1 min/50Hz)
Allowable Operation Temperature	-25 °C to 70 °C
IP-Protection	front side IP54 acc. to IEC 60529
Protection against electric shock	Suitable for appliances with protection class I acc. to IEC 61140
Terminal	moulded
Material: Housing	PVC, black

Appliance inlet/-outlet	C13 acc. to IEC 60320-3 IEC 60320-1 , (for cold conditions) pin-temperature 70 °C, 10A, Protection Class I
-------------------------	---

Approvals and Compliances

Detailed information on product approvals, code requirements, usage instructions and detailed test conditions can be looked up in [Details about Approvals](#)

SCHURTER products are designed for use in industrial environments. They have approvals from independent testing bodies according to national and international standards. Products with specific characteristics and requirements such as required in the automotive sector according to IATF 16949, medical technology according to ISO 13485 or in the aerospace industry can be offered exclusively with customer-specific, individual agreements by SCHURTER.

Approvals

The approval mark is used by the testing authorities to certify compliance with the safety requirements placed on electronic products.

Approval Reference Type: SC54C13KS





Approval Logo	Certificates	Certification Body	Description
	KEMA Approvals	KEMA	Certificate Number: various
	UL Approvals	UL	UL File Number:
	CCC Approvals	CCC	CCC Certificate Number: various



Singel 3 | B-2550 Kontich | Belgium | Tel. +32 (0)3 458 30 33
info@alcom.be | www.alcom.be
 Rivium 1e straat 52 | 2909 LE Capelle aan den IJssel | The Netherlands
 Tel. +31 (0)10 288 25 00 | info@alcom.nl | www.alcom.nl


Product standards

Product standards that are referenced

Organization	Design	Standard	Description
	Designed according to	IEC 60320-1	Appliance couplers for household and similar general purposes
	Designed according to	IEC 60320-3	Appliance couplers for household and similar general purposes
	Designed according to	IEC 60320-1	Appliance couplers for household and similar general purposes
	Designed according to	BS 1363-1	Socket-outlets, adapters and connection units







Application standards

Application standards where the product can be used

Organization	Design	Standard	Description
	Suitable for applications acc.	IEC/UL 62368-1	Audio/video, information and communication technology equipment - Part 1: Safety requirements

Compliances

The product complies with following Guide Lines

Identification	Details	Initiator	Description
	CE declaration of conformity	SCHURTER AG	The CE marking declares that the product complies with the applicable requirements laid down in the harmonisation of Community legislation on its affixing in accordance with EU Regulation 765/2008.
	UKCA declaration of conformity	SCHURTER AG	The UKCA marking declares that the product complies with the applicable requirements laid down in the British Amendment of Regulation (EC) 765/2008.
	RoHS	SCHURTER AG	Directive RoHS 2011/65/EU, Amendment (EU) 2015/863
	China RoHS	SCHURTER AG	The law SJ / T 11363-2006 (China RoHS) has been in force since 1 March 2007. It is similar to the EU directive RoHS.
	REACH	SCHURTER AG	On 1 June 2007, Regulation (EC) No 1907/2006 on the Registration, Evaluation, Authorization and Restriction of Chemicals 1 (abbreviated as "REACH") entered into force.
		SCHURTER AG	V-Lock system are based on a matching plug-dose combination. The connector is equipped with a notch intended for use with the latching cordset. The cord latching system prevents against accidental removal of the cordset.

All Variants

Appliance inlet/-outlet	Length [m]	Country	Standard	Style	Conductor cross section	Color	Current [A]	Order Number
C13, V-Lock, IP54	2.0	EU	CEE 7 / VII	straight	H05VV-F 3X1.00	black	10A	3-133-809
C13, V-Lock, IP54	3.0	EU	CEE 7 / VII	straight	H05VV-F 3X1.00	black	10A	3-133-810
C13, V-Lock, IP54	5.0	EU	CEE 7 / VII	straight	H05VV-F 3X1.00	black	10A	3-133-811
C13, V-Lock, IP54	2.0	USA	NEMA 5-15	straight	SJT 18/3	black	10A	3-133-822
C13, V-Lock, IP54	3.0	USA	NEMA 5-15	straight	SJT 18/3	black	10A	3-133-823
C13, V-Lock, IP54	5.0	USA	NEMA 5-15	straight	SJT 18/3	black	10A	3-133-824
C13, V-Lock, IP54	2.0	CN	GB 2099	straight	RVV300/500 3X1	black	10A	3-133-825
C13, V-Lock, IP54	2.5	CH	Type 12	straight	H05VV-F 3X1.00	black	10A	3-133-826
C13, V-Lock, IP54	2.0	UK	BS 1363	straight	H05VV-F 3X1.00	black	10A	3-133-827
C13, V-Lock, IP54	2.0	JP	JIS 8303	straight	VCTF 3X1.25	black	10A	3-133-828
C13, V-Lock, IP54	2.0	AUS	AS 3112	straight	CIR ORDINARY V-75 3X1.0	black	10A	3-133-829
C13, V-Lock, IP54	3.0	EU / US / CN	None	-	H05VV3X1 + SJT17/3 75+RVV	black	10A	3-133-830
C13, V-Lock, IP54	3.0	USA	None	-	SJT 14/3	black	15A	3-135-930

 Most Popular.

Availability for all products can be searched real-time: <https://www.schurter.com/en/Stock-Check/Stock-Check-SCHURTER>