


C.Touch 3.0 Carrier Board

General purpose carrier board with capacitive touch interface, EDIMM 2.0 compliant.



SUPPORTED SOMS









- i.Core MX8 series
- i.Core STM32MP15 series

APPLICATIONS



FEATURES



 VIDEO INTERFACE	<ul style="list-style-type: none"> • 1x LCD connector: up to 24 bit single channel LVDS <ul style="list-style-type: none"> • Capacitive touch panel via USB or I²C • 1x PWM for backlight control • Power supply for LCD (+3,3V, +5V, +12V) • 1x HDMI standard connector (not supported on all SOMs) • 2nd LVDS channel displays (option) 	 PERIPHERAL INTERFACES <ul style="list-style-type: none"> • micro SD • CAN bus • RS485 • RS232 (alternative CAN bus option) • RS232 for OS Console • Spare Connector: <ul style="list-style-type: none"> • I²C • GPIOs • USB • SPI (module dependent) • Power supply: +3,3V and +5V
 NETWORKING	<ul style="list-style-type: none"> • 2x 10/100/1000 Ethernet Interfaces • WiFi+ BT 	
 AUDIO	<ul style="list-style-type: none"> • HP Output Jack 	
 USB	<ul style="list-style-type: none"> • USB OTG device (Micro USB B type) • 2x USB HOST 	
 POWER SUPPLY	<p>+ 7 - 30 VDC</p>	
		 OPERATING SYSTEM <p>Linux, Android</p>
		 OPERATING TEMPERATURE * <p>Industrial qualified</p>

* Valid for all components except CPU. Customer shall consider junction temperature for CPU. Temperature will widely depend on application. Specific cooling solutions could be necessary for the final system.

C.Touch 3.0 Carrier Board

CABLE MAP

