

# *Enduring Performance*



## ***CompactPCI®***


ADLINK's extensive rugged portfolio delivers power, flexibility, affordability, endurance and longevity

[www.adlinktech.com](http://www.adlinktech.com)





In the most severe environments, CompactPCI shines brightest. Standard hardware is typically designed for home or office use, which means climate-controlled spaces and narrow operating temperature ranges. Outside of these parameters, failure can quickly go from possibility to reality. From the hottest places on Earth to the bleak expanse of outer space, CompactPCI endures where other solutions falter.



Benefitting from decades of research and development, CompactPCI has emerged as an outstanding platform across a range of industries. The CompactPCI architecture perfectly suits mission-critical situations that demand resilience and high performance. ADLINK is dedicated to offering a robust portfolio of cost-effective, cutting-edge CompactPCI solutions for today's applications and years into the future.



At ADLINK, we strive to be at the forefront of innovation. Our commitment to building best-of-breed products for many demanding verticals makes us an industry leader. When we support a particular technology, we are fully committed investing resources and joining relevant industry consortia.

As such, ADLINK is an executive member of the PCI Industrial Computer Manufacturers Group (PICMG) consortium, which initially introduced CompactPCI in 1999. By participating in PICMG, we are able to contribute expertise that guides future CompactPCI development and helps us position the architecture as a top choice in extreme rugged environments. ADLINK envisions CompactPCI as a viable technology for another decade or longer.

ADLINK puts its CompactPCI vision into action by sourcing only the highest caliber components thanks to partnerships with other industry leaders, including Intel. Our alliance with Intel means that ADLINK CompactPCI products have access to the most advanced processor technologies, including Intel®

Core™, Xeon®, and Atom® processors. ADLINK also owns and has full control of its manufacturing facilities, based in our Asia headquarters. Incorporating top-tier hardware into our own manufacturing capabilities lets ADLINK create products with exceptional life spans.

In addition to developing a selection of best-in-class CompactPCI solutions, ADLINK also focuses on affordability. We are determined to meet customers' needs while minimizing costs. Our team rapidly responds to technical support requests, and our eRMA service issues fast replacements that minimize downtime. ADLINK presents a flexible upgrade paths and long life cycles across our entire CompactPCI line.



## The CompactPCI Advantage

CompactPCI meets application demands spanning many vertical markets, including industrial, military, aerospace, transportation, and communications. The CompactPCI architecture shares its DNA with the parallel PCI bus, which for many years was the main data bus for computers across all sectors. Peripheral Component Interconnect (PCI) boasts compatibility with hundreds of processor, chipsets and thousands of peripheral chips. CompactPCI, in turn, can take advantage of affordable silicon, a rich software ecosystem, and an open architecture that encourages innovation.

There are distinct benefits that distinguish CompactPCI from other architectures. First, CompactPCI is available in dual form factors — 3U and 6U Eurocard — giving it broad plug-and-play compatibility with other devices. Further, CompactPCI's 3U/6U flexibility give users and integrators the freedom to combine select CompactPCI components with complementary off-the-shelf hardware. The CompactPCI standard reserves pins to allow for the addition of rear I/O to adapt to the requirements of the intended application.

Hot swap capability is another hallmark feature of CompactPCI. Boards can be swapped into and out of systems without turning off power. This is especially advantageous in military, aerospace, and transportation applications where downtime cannot be tolerated.

Additional CompactPCI benefits include extreme scalability, ruggedization, and longevity. CompactPCI systems can consist of a single board or an elaborate redundant configuration with multiple peripheral boards. They also consume less power than comparable alternatives, and by using a simpler interconnect (bussed vs. point to point) deployment, maintenance and support can be significantly faster.

# CompactPCI: Facts in Brief

Rather than being a consumer solution adapted for industrial and other rugged use-case scenarios, CompactPCI originated as an architecture developed specifically for demanding applications. It brings together PCI signaling and protocols with a Eurocard-type connector. Standard CompactPCI boards (often referred to as “blades”) are available in 3U or 6U form factors and utilize a passive backplane for interconnections. CompactPCI uses high-density 2mm pin-and-socket connectors. Manufacturers can design backplanes for 3.3V or 5V VIO operation.

As defined by PICMG, 3U CompactPCI processor blades have a 220-pins on two connectors for all power, ground, and 32/64-bit PCI signaling. A key benefit of 3U CompactPCI is that 32-bit and 64-bit blades can be plugged in together on a single 64-bit backplane.

The larger 6U specification puts even greater capabilities at customers’ fingertips. A 6U CompactPCI blade can have up to three additional connectors with a total of 315 pins to handle diverse needs. Hybrid backplanes allow a 6U CompactPCI blade to bridge to other buses, such as VME or ISA. A hybrid backplane relies on a CompactPCI processor and high-speed peripheral section and can expand I/O via the other buses. To achieve greater interoperability, the PICMG introduced subsidiary specifications with pinouts to bridge to VME-64, SCSA, and HMVIP.

PCI-to-PCI bridge chips unlock CompactPCI’s full potential by extending the bus in 8-slot increments. When necessary, system integrators can build CompactPCI systems with 16, 24, or 32 slots.

## CompactPCI Milestones

PICMG#	Name	Date
PICMG 2.0	CompactPCI Base Specification	10/1/1999
PICMG 2.1	CompactPCI Hot Swap	1/17/2001
PICMG 2.2	VME64x on CompactPCI	8/7/1998
PICMG 2.3	PMC Module on CompactPCI	8/7/1998
PICMG 2.4	IP Module on CompactPCI	8/7/1998
PICMG 2.5	CompactPCI Computer Telephony Specification	4/3/1998
PICMG 2.7	6U CompactPCI Dual System Slot	3/23/2001
PICMG 2.9	CompactPCI System Management	2/2/2000
PICMG 2.10	CompactPCI Mechanical Keying – Boards & Backplanes	10/1/1999
PICMG 2.11	CompactPCI Power Interface	10/1/1999
PICMG 2.12	Hot Swap Infrastructure Interface	5/23/2000
PICMG 2.14	CompactPCI Multicomputing	9/16/2000
PICMG 2.15	PCI Telecom Mezzanine for CompactPCI	4/11/2001
PICMG 2.16	CompactPCI Packet Switching Interconnect	9/5/2001
PICMG 2.17	CompactPCI Starfabric Interconnect	5/20/2002
PICMG 2.18	CompactPCI Serial Rapid I/O Interconnect	6/18/2004
PICMG 2.20	CompactPCI Serial Mesh Interconnect	10/21/2002
PICMG 2.30	CompactPCI Plus IO	11/11/2009
PICMG CPCI-S	CompactPCI Serial	3/2/2011
PICMG EXP.0	CompactPCI Express	3/22/2013

# CompactPCI Ecosystem: Diverse Solutions for Diverse Applications

CompactPCI is a capable architecture that can be the foundation of powerful, ruggedized systems in a wide range of challenging applications. Over the years, CompactPCI has evolved to include an array of different components. ADLINK is a market leader in producing many of these components in commercial off-the-shelf (COTS) packages.

## 3U/6U CompactPCI 2.0 Blades

Designed as the heart of a CompactPCI system, 3U and 6U CompactPCI processor blades are single-board computers that contain a processor, chipset, memory, I/O, and other essentials. ADLINK 3U/6U blades feature many of the latest Intel's® Core™ and Xeon® processors. ADLINK's new cPCI-6636 processor blade boasts an Intel® Xeon® E3-1505M v5 processor (Core™ i7 and Core™ i3 options are also available), up to 32GB DDR4-2133, XMC support, and up to eight USB 3.0 and four GbE ports. The cPCI-3630 highlights ADLINK's commitment to low-power CompactPCI blades. It's based on an Intel Atom® x7-E3950 processor, comes in single-slot (4HP) or dual-slot (8HP) form factors, and can utilize an assortment of daughter boards for a broad range of I/O functionality. ADLINK optionally offers conduction-cooled versions of select models.

## 3U/6U Enclosures & Systems

In order to speed up time to market (TTM) and/or deployment, CompactPCI products regularly come prepackaged within a chassis for effortless rackmount installation. Prebuilt CompactPCI systems include processor blades and often feature complementary components, such as peripheral blades, power supplies, cooling, etc., providing customers with confidence that their systems are ready for immediate field action. ADLINK's 3U and 6U CompactPCI enclosure families represent unprecedented choice for end users and system integrators. Our enclosures for 3U blades are available in 3U or 4U height, while 6U blade enclosures span 1U to 9U height.

## Backplanes

Backplanes are an integral part of the CompactPCI architecture. Like blades themselves, CompactPCI backplanes come in 3U and 6U form factors and are the key to CompactPCI's exceptional bandwidth that meet many industries' needs. ADLINK showcases its comprehensive support of CompactPCI with a full range of 3U/6U backplanes. Depending on the model, backplanes use the 32-bit/33MHz or 64-bit/66MHz CompactPCI bus, can support rear I/O, and have user-selectable voltage.

## Switches

CompactPCI has evolved over its lifespan, particularly with the significant architectural leap to the PICMG 2.16 specification, which established the packet switching interconnect. To serve customers who need high-speed and high-bandwidth data transport interconnects, ADLINK's cPCI-6S10 is a 6U, fully managed 10GbE switch blade. It has 24 Gigabit Ethernet ports and a pair of 10GbE SPF+ uplink ports. With this switch, ADLINK integrates Broadcom BCM56150 switch silicon with an ARM Cortex-A9 CPU. The cPCI-6S10 is optionally available with an operating temperature range of -40°C to 85°C and has a design that reserves conduction cooling capability.



## Power Supplies

Mission-critical operations cannot tolerate downtime or failure, making power supply dependability crucial piece to any CompactPCI system. ADLINK maintains an impressive array of 3U and 6U power supplies that conform to the PICMG 2.11 standard. Almost all ADLINK's power supplies are hot-swappable to ensure peak performance and high uptime. Output wattage peaks at 400W for our 6U PSUs and 250W for our 3U units. The cPS-H325/WDC is a specialty power module for railway systems that is available in 120W (fanless) or 300W (forced air) configurations.

## Peripheral Cards

Scalability is one of the key advantages CompactPCI offers, as systems integrators can tap into an architecture that gives them clear upgrade paths as situations change over time. ADLINK recognizes that CompactPCI peripheral cards help customers maximize their systems' functionality, potentially extending life cycles and eliminating the need for more expensive hardware changes. We provide a wide range of cards, including carrier boards, Ethernet cards, module and storage carriers, XMC/PMC modules, DIO modules, and more.



# CompactPCI Applications:

## Extreme Rugged Products with Long Life Cycles

The need for cutting-edge computing, ample bandwidth, and outstanding durability in the harshest environments has only increased. With it, manufacturers like ADLINK, experienced in ruggedized embedded solutions, can be trusted to deliver optimized solutions for military, aerospace, transportation, communication, and industrial applications. In these markets, a long lifecycle (even up to 10 to 15 years) is not only desirable but in many cases essential. ADLINK fully understands the need and possesses know-how to manage the product lifecycle with best practices in supply chain management including component sourcing and inventory management.

## Military

Armed forces regularly operate in environments hostile to electronics, as well as harsh weather conditions. Military groups require computer systems that can withstand more punishment than typical home or office settings. Further, combat situations demand precision and cannot tolerate system failures. CompactPCI plays a role in many defense systems, especially avionics. For example, the U.S. Army Common Avionics Architecture System (CAAS) relies on CompactPCI for its Chinook and Black Hawk helicopters avionics systems. Elsewhere, CompactPCI has been adopted in the field in submarines, battleships, unmanned ground vehicles (UGV) and unmanned aerial vehicles (UAV), and radar.

For military applications, the CompactPCI platform delivers several advantages. The 3U form factor is ideal as military systems require smaller footprints without sacrificing performance. CompactPCI's modular architecture and support for redundant designs gives system integrators the flexibility to optimize and give systems the reliability that competing platforms may lack. Developers regularly cite CompactPCI's low cost and low power use as key motivators for implementing CompactPCI-based solutions, and the PICMG 2.16 standard adds IPMI-based system management that allows issues to be identified and addressed without compromising overall system stability.

## Aerospace

Perhaps no other industry requires more reliability and is more averse to downtime or system failures than aerospace. In most cases, simple, routine maintenance becomes impossible once such computers launch into service. When scientists rely on these systems for space exploration and data acquisition, any type of malfunction or failure can be catastrophic.

CompactPCI is a trusted architecture for even the most important missions. The Mars Rover Curiosity relied on CompactPCI in its two primary computers, and the International Space Station also includes CompactPCI hardware. It's expected that satellites and space flight hardware will continue to use CompactPCI hardware for years to come. CompactPCI has also evolved to address the unique challenges that outer space presents. Ratified in 2017, the newest PICMG standard,

CompactPCI Serial Space, gives niche builders a platform specifically designed for operation in outer space. Redundancy features such as SpaceWire, which provides a serial point-to-point connection between several enclosures, are included. RAD-Hard takes ruggedization even further than the standard CompactPCI specification, as space radiation is particularly damaging to CMOS devices. CompactPCI Serial Space hardware is extensively screened and tested to ensure that it meets shock, vibration, temperature, outgassing, and other requirements.

## Railway Transportation


The nature of mass transit, particularly railways, puts a tremendous strain on computer systems and can be a vexing challenge for embedded designers. Continuous operation for up to 100,000 hours, use in often unforgiving environmental conditions, and extreme vibration are just some of the issues with which technology in the transportation industry must contend. Regulatory requirements constrain system design further, and passenger comfort and safety are also important.

ADLINK's CompactPCI rugged transportation solutions tackle all of these challenges. Our railway systems are EN 50155 compliant and meet global railway industry requirements for onboard train management and wayside control systems, remote video surveillance and monitoring, broadband Internet access systems, and a broad range of passenger information and entertainment systems. Our support for COTS and open systems is evident in our CompactPCI systems for railways and transportation, as ADLINK maintains an extensive selection of high-speed, scalable, and low-cost products.

## Industrial Automation

Factories and manufacturing plants must also face the realities of an increasingly interconnected and fast-paced global economy. Those that don't adapt and fall behind the technology curve risk decreased profits, dwindling market share, and unsatisfied customers.

ADLINK positions its products to meet manufacturers' unique industrial computing needs. We understand the extreme operating conditions many industries face on the factory floor and have tailored our roster of systems, platforms, and components to match. As a prominent supplier of open platform-based automation equipment, ADLINK's 3U and 6U CompactPCI plug-in blades are high-performance and cost-effective for industrial automation requirements. Our value blades deliver scalable processing, easy expandability, and extensive software support.








## ADLINK & CompactPCI: Consistent, Relentless Leadership

As CompactPCI remains positioned to be one of the premiere technologies throughout vertical industries for years to come, ADLINK has worked with determination not only to manufacture exceptional CompactPCI solutions but also steer the architecture itself toward a long-lasting future in the industry. To that end, ADLINK is an executive member of the PICMG consortium, which is responsible for maintaining and advancing the CompactPCI standard. ADLINK also leads the field with the integration of computing, ruggedized designs, and industrial I/O.





## ADLINK CompactPCI Innovation

In our mission to be the top CompactPCI supplier, ADLINK has leveraged our in-house engineering and design, as well as our wholly owned manufacturing facilities. We have strict control over production, system integration, and field support, giving customers an unparalleled experience throughout their CompactPCI solution's life cycle. We also endeavor to keep costs low while presenting customization options and system integration services

ADLINK's comprehensive CompactPCI strategy encompasses an exceptional set of value-added benefits, including:

### Open Industrial Standard & Architecture

- Multiple vendors for vertical solutions
- Mix and Match, Plug and Play with more than 30 CompactPCI data acquisition and add-on cards
- Extensive OS & software support including Linux, QNX, VxWorks and Windows for system development
- PCI software transparent

### Flexible Configuration

- Multiple system configurations
- 19" rack mount, benchtop, and portable models available
- Backward compatibility ensures easy and seamless upgrades

### High Availability

- Mission critical applications
- Fault resilient & hot swappable modules

### Easy I/O Access

- Front and rear I/O options
- Broad I/O options via a wide range of daughter boards and rear transition modules (RTMs)
- Easy maintenance
- Lower Mean Time To Repair (MTTR)

### Ruggedized & Modular

- Eurocard form factor
- Excellent shock and vibration characteristics
- Smart cooling system, allows operating temperature range as wide as -40°C to 85°C
- Optional in-house conformal coating
- 4-way positive retention

### Longevity

- Minimum 7-year life cycle
- Extended life cycle service to enable long life cycle customer programs

### Ease of Doing Business

- Local sales and technical support
- Fast and flexible customization service
- Superior ODM capability enables complex projects





## Smart Teams Revolutionize Design and Manufacturing

The genius behind ADLINK's ability to deliver best-in-class, affordable products while minimizing time to market is our Design and Manufacturing Services team. Our DMS group brings years of experience with fast prototyping and highly effective R&D so that efficiency and quality are consistent throughout our product range. The team's efforts have earned ADLINK the prestigious ISO-9001 certification.

ADLINK's Asia headquarters also has in-house PCB layout teams, SMT lines, system integration, and test capabilities. Our tight control over every phase of manufacture lets our customers minimize total cost of ownership (TCO) while simultaneously giving them extensive customization and system integration advantages. Finally, by having total control over our manufacturing facilities, ADLINK can boast end-to-end security, from design to production, making our hardware immune to outside tampering.



## Customer-Focused Service – Local and Online

ADLINK's customers are our top priority, and we maintain a tireless dedication to all of our customers' needs. Over the years, we've built a strategic global footprint to facilitate customer proximity, a valuable advantage for high touch customers and programs. In addition to local service, ADLINK provides the following online services on demand.

**eRMA:** Customers can utilize ADLINK's eRMA system to begin the RMA process quickly. Obtaining an RMA number and tracking RMA status can be done online at any time.

**Partner Center:** ADLINK distributes all product and marketing information on new solutions as soon as they're available at our global headquarters. Global sales representatives and distributors have instant access to the ADLINK Partner Center.

**ADLINK is well positioned to provide customers with a great level of flexibility in product migration and roadmap planning by leveraging its extensive and continuously growing portfolio, which can further strengthen customer program longevity.**



# ADLINK CompactPCI Solutions

As a leading developer of CompactPCI products, ADLINK offers a wide range of off-the-shelf solutions, including processor blades, backplanes, chassis, power supplies, rear transition modules, and peripheral I/O cards in both 3U and 6U form factors.




## 3U/ 6U CompactPCI Processor Blades

Extensive portfolio of CompactPCI, CompactPCI PlusIO, and CompactPCI Serial single board computers with flexible options for processing power and cooling.



## CompactPCI Chassis

Full lineup of 1U to 9U CompactPCI chassis with front/rear I/O, backplane, redundant power supply and choice of finishes.




## CompactPCI I/O Peripherals

Comprehensive selection of CompactPCI peripherals including Ethernet, serial, CAN, digital and analog cards, and PMC/XMC modules.



## 6U CompactPCI RTMs

Diverse RTMs enable 6U CompactPCI platforms to deliver rich I/O connectivity.



## CompactPCI (PlusIO/Serial) Backplanes

A wide range of standard backplanes meet the needs of various applications.



## Power Supplies

Reliable 3U and 6U CompactPCI power supplies meet varying levels of system requirements.



# 6U CompactPCI Blades



		6U Air-Cooled Processor Blades										
Model Name		cPCI-6636			cPCI-6630		cPCI-6940			cPCI-6530(BL)		
		cPCI-6636	cPCI-6636D	cPCI-6636DZ	cPCI-6630	cPCI-6630D	cPCI-6940	cPCI-6940DX	cPCI-6940DH	CI-6530(BL)	cPCI-6530(BL)V	
CPU and Core Logic	CPU	6th/7th Gen Intel® Xeon® E3, Intel® Core™ i7/i3			6th/7th Gen Intel® Core™ i7/i5/Celeron®		16-core Intel® Xeon® D Family			4th/5th Gen Intel® Core™ i7-4700EQ		
	CPU Speed (max.)	3.7GHz			3.5GHz		2.3GHz			3.4GHz		
	Chipset	CM236		HM170	HM170		-			QM87		
Form Factor & Bus	PICMG Spec.	2.0 (R3.0), 2.1 (R2.0), 2.16 (R1.0)		2.0 (R3.0), 2.1 (R2.0)		2.0 (R3.0), 2.1 (R2.0), 2.16 (R1.0)		2.0 (R3.0), 2.1 (R2.0), 2.9 (IPMI v1.5), 2.16 (R1.0)		2.0 (R3.0), 2.1 (R2.0), 2.9 (IPMI v1.5), 2.16 (R1.0)		
	Slot Width	1	2	2	1	2	1	2	2	1		
	Host/Peripheral	Host/Universal		Host	Host		Host/Universal			Host/Universal		
	PCI Bandwidth (max.)	64-bit/66MHz			64-bit/66MHz		64-bit/66MHz			64-bit/66MHz		
	PMC	-			-		1 (32-bit)		-			2 (64-bit)
Memory	XMC	-	1	1	-	-	-	1 (PCIe x8) optional	-	2 (PCIe x8)	1 (PCIe x8)	
	Type	DDR4-2133			DDR4-2133		DDR4-2133			DDR3L-1600		
	Max. Capacity	16GB soldered + 16GB SODIMM			Max. 32GB SODIMM		16GB soldered + 2x 16GB SODIMM			8GB soldered + 8GB SODIMM		
Display	ECC Support	Yes		No	No		Yes			Yes		
	Graphics Controller	Integrated in processor										
Ethernet	Interface	DVH		VGA	DVI-I, DVI-D		VGA, DP		-	DVH		
	Gigabit Ethernet	4 (2F+2R)	4 (2F+2R)	2F	3 (3F)		4 (2F+2R, 2x 10G)			4 (2F+2R)		
Storage	SATA	2F+3R	2F+3R	2F	2F+1R		1F+2R	1F+2R optional	2F	1F+3R	2F+3R	
	CompactFlash	-			1F (optional)		-			-		
	CFast	1F	-	-	1F (optional)		-			-	1 (optional)	
	NAND Flash	-			-		-			1 (mSATA slot)	1 (mSATA slot)	
I/O	USB 2.0	-			1F+5R		6R			1F+6R	1F+6R	
	USB 3.0	3F	3F	8F	3F		2F+2R			1F	2F	
	Serial	1F+2R	1F+2R	6F	1F+2R	2F+2R	1F+3R			2R	1F+2R	
	PS/2 KB/MS	1R	1R	-	1F		1R			1R	1R	
	Rear I/O	Yes			No		Yes		Yes			Yes

Note: F = Blade; R = Rear Transition Module

## Chassis Compatibility

Chassis Model	cPCI Bus	cPCI-6636		cPCI-6630		cPCI-6940		cPCI-6530(BL)	
		Host	Peripheral	Host	Peripheral	Host	Peripheral	Host	Peripheral
cPCIS-3300BLS	N/A	✓	✓	✓	✓	✓	✓	✓	✓
cPCIS-3330	32-bit/33MHz	✓	✓	✓	✓	✓	○	✓	△
cPCIS-3330/64	64-bit/66MHz	✓	✓	✓	✓	✓	○	✓	△
cPCIS-3320	64-bit/66MHz	✓	✓	✓	✓	✓	○	✓	△
cPCIS-5080	32-bit/33MHz	✓	✓	✓	✓	✓	✓	✓	△
cPCIS-6130R	64-bit/66MHz	✓	✓	✓	✓	✓	○	✓	△
cPCIS-6400U	64-bit/66MHz	✓	✓	✓	✓	✓	○	✓	△
cPCIS-6400U/32	32-bit/33MHz	✓	✓	✓	✓	✓	○	✓	△
cPCIS-6400X	64-bit/66MHz	✓	✓	✓	✓	✓	○	✓	△
cPCIS-6400X/32	32-bit/33MHz	✓	✓	✓	✓	✓	○	✓	△
cPCIS-6230R/6240R	32-bit/33MHz	✓	✓	✓	✓	✓	○	✓	△
cPCIS-6418U	64-bit/66MHz	✓	✓	✓	✓	✓	○	✓	△
cPCIS-6230R/64	64-bit/66MHz	✓	✓	✓	✓	✓	○	✓	△
cPCIS-6230R/64/N110	64-bit/66MHz	✓	✓	✓	✓	✓	✓	✓	✓
cPCIS-6235R	32-bit/33MHz	✓	✓	✓	✓	✓	○	✓	△
cPCIS-6235R/64	64-bit/66MHz	✓	✓	✓	✓	✓	○	✓	△

✓: Compatible, ✗: Not Supported, △: Limitation - PIM is not functional in peripheral slot with H.110, ○: J4 connector is reserved for PCIe x16, insertion in peripheral slot may cause damage to SBC.

6U Rugged Conduction Cooled Blade		
Model Name	CT-6530	
CPU and Core Logic	CPU	Intel® Core™ i7/i5
	CPU Speed (max.)	3.4GHz
	Chipset	QM87 PCH
Form Factor & Bus	PICMG Spec.	2.0 (R3.0), 2.1 (R2.0), 2.9 (R1.0), 2.16 (R1.0)
	Slot Width	1
	Host/Peripheral	Host/Universal
	PCI Bandwidth (max.)	64-bit/66MHz
	PMC	2 (64-bit)
	XMC	2 (PCIe x8)
Memory	Type	DDR3L-1600
	Max. Capacity	8GB soldered
	ECC Support	Yes
Display	Graphics Controller	Integrated in processor
	Interface	DVI-1
Ethernet	Gigabit Ethernet	2R
	SATA	3R
Storage	CompactFlash	-
	CFast	-
	NAND	-
	USB 2.0	6R
I/O	USB 3.0	-
	Serial	2R
	PA/2 KB/MS	2R
	Rear I/O	Yes
Other	PCI Express	1R, x4
	Audio	High Def.
	GPIO	5R
	TMDS	Yes
	RGB	1R
	PIM	2R
Operating Temp.	-40°C to +85°C (selected CPUs)	
Vibration	20-2000 Hz, 3g (sine), operating	
Shock	40g/11ms half sine, operating	



# 6U CompactPCI Rear Transition Modules



6U RTMs																											
Model Name	cPCI-R6000 Series						cPCI-R6100 Series						cPCI-R6210		cPCI-R6500 Series				cPCI-R66X0 Series				cPCI-RMP5A				
	cPCI-R6002		cPCI-R6002D		cPCI-R6000P		cPCI-R6100		cPCI-R6110		cPCI-R6120				cPCI-R6500		cPCI-R65N0		cPCI-R66G0		cPCI-R66N0				cPCI-R66S0		
	Faceplate	Onboard	Faceplate	Onboard	Faceplate	Onboard	Faceplate	Onboard	Faceplate	Onboard	Faceplate	Onboard	Faceplate	Onboard	Faceplate	Onboard	Faceplate	Onboard	Faceplate	Onboard	Faceplate	Onboard	Faceplate	Onboard	Faceplate	Onboard	
GbE	2		2		2		4 <sup>(6)</sup>		2		2				2		2		2		2 (RJ-45) 2 (M12 mil. conn.)		4		2 (M12)		
USB 2.0	2	1 (5-pin)	4	1 (5-pin)	2	1 (5-pin)	4		4		4		1	1 (5-pin)	1		1		1		2 <sup>(1)</sup>	3	2 <sup>(1)</sup>	3		3 (M12)	1
USB 3.0																										2	
COM	1 (DB-9)	1 (10-pin) (TX/RX)	1 (DB-9)	1 (10-pin) (TX/RX)	1 (DB-9)	1 (10-pin) (TX/RX)	1 (RJ-45)							1 (10-pin) (TX/RX)			1	1 (Tx/Rx)		2 <sup>(2)</sup>	1	1 (10-pin) (TX/RX)	1	1 (10-pin) (TX/RX)	2	1 (10-pin) (TX/RX)	
DVI	1 (DVI-I) <sup>(8)</sup>		1 (DVI-I) <sup>(8)</sup>		1 (DVI-I) <sup>(8)</sup>		1 <sup>(8)</sup>						1 (DVI-I) <sup>(8)</sup>		2 <sup>(8)</sup> (DVH, DVI-D)		2 <sup>(8)</sup> (DVH, DVI-D)		3 (DVI-D) 1 (DVI-I)		2 (DVH, DVI-D)		2 (DVI-D)		2 (DVH, DVI-D)		
VGA							1		1		1																
PMC						1 (PIM)								2 (PIM)													
SATA			2 (7-pin)	3 <sup>(4)</sup>	2 (7-pin)		2 (7-pin)		3 <sup>(4)(7)</sup>		2		2 (7-pin)		3 (7-pin)		3 (7-pin)		3 (7-pin)		3 (7-pin)		3 (7-pin)		3 (7-pin)		4 (7-pin)
CF		1 <sup>(4)</sup> (optional)		1 <sup>(4)</sup> (optional)			1 <sup>(5)</sup>		1 <sup>(5)</sup>																		
Mic-in			1																1 (10-pin)		1		1			1 (10-pin)	
Line-out			1																		1 (M12 mil. conn.)		1				
PS/2 KB/MS			1				1		1		1							1		1		1 (M12 mil. conn.)		1		1	
SD								1		1																	
SAS																								4	4		

- (1) One 10-pin pin header with 2x USB 2.0 signals
- (2) One RS-232/422/485 and two serial Tx/Rx
- (3) Supports VGA only when mated with cPCI-6930, cPCI-6880(P), cPCI-6870
- (4) Two 7-pin signal connectors onboard for external drives and one direct connector for onboard 2.5" SATA drive. Optional CompactFlash slot is supported when SATA connector adapter is replaced by CompactFlash adapter. SATA drive and CF not supported simultaneously.
- (5) Converted from USB which unable to support Windows OS installation.
- (6) Two GbE ports are from independent Intel® I350-AM2 Gigabit Ethernet controller on RTM
- (7) Space is reserved onboard for one 2.5" SATA drive
- (8) One DVH (digital + analog), one DVI-D (digital only) are from graphic chip on MXM module assembled on RTM

## 6U Processor Blade Compatibility

Model Name	cPCI-R6000 Series			cPCI-R6100 Series			cPCI-R6210	cPCI-R6500 Series		cPCI-R66X0 Series			cPCI-RMP5A
	cPCI-R6002	cPCI-R6002D	cPCI-R6000P	cPCI-R6100	cPCI-R6110	cPCI-R6120		cPCI-R6500	cPCI-R65N0	cPCI-R66G0	cPCI-R66N0	cPCI-R66S0	
Slot width	4HP	8HP	4HP	4HP	4HP	8HP	4HP	4HP	8HP	8HP	8HP	8HP	8HP
cPCI-6636(D)	✓	✓		✓	✓	✓		✓	✓			✓	
cPCI-6630(D)	✓ <sup>(1)</sup>	✓ <sup>(1)</sup>		✓ <sup>(1)</sup>	✓ <sup>(1)</sup>	✓ <sup>(1)</sup>		✓ <sup>(1)</sup>	✓ <sup>(1)</sup>			✓ <sup>(1)</sup>	
cPCI-6940(D)	✓	✓		✓	✓	✓		✓	✓	✓		✓	✓
cPCI-6530(BL)	✓	✓	✓	✓	✓	✓	✓	✓	✓			✓	✓
CT-6530	✓	✓	✓	✓	✓	✓	✓	✓	✓			✓	✓

- ✓: Compatible
- (1) Only one onboard 7-pin SATA port is supported

# 3U CompactPCI Processor Blades



Model Name		3U Air-Cooled Processor Blades																			
		cPCI-3630						cPCI-3620					cPCI-3510(BL) / cPCI-3511(BL)						cPCI-A3515		
		cPCI-3630	cPCI-3630D	cPCI-3630T	cPCI-3630N	cPCI-3630S	cPCI-3630TR	cPCI-3620	cPCI-3620D	cPCI-3620T	cPCI-3620N	cPCI-3620S	cPCI-3510(BL)	cPCI-3510(BL)D	cPCI-3510(BL)G	cPCI-3510L	cPCI-3511(BL)	cPCI-A3515	cPCI-A3515B	cPCI-A3515D	
CPU and Core Logic	CPU	Intel Atom® x7-E3950, x5-E3930						Intel Atom® E3845					4th/5th Gen Intel® Core™ i7						4th/5th Gen Intel® Core™ i7		
	CPU Speed (max.)	1.6GHz						1.91GHz					3.4GHz						3.4GHz		
	Chipset	-						-					QM87						QM87		
Form Factor & Bus	PICMG Spec.	2.0 (R3.0), 2.1 (R2.0)						2.0 (R3.0), 2.1 (R2.0)					2.0 (R3.0), 2.1 (R2.0), 2.9 (R1.0), 2.30						2.0 (R3.0), 2.1 (R2.0), 2.9 (R1.0), 2.30		
	Form Factor	3U						3U					3U						3U		
	Slot width	1	2	2	1	2	2	1	2	2	1	2	1	2	2	2	1	1	2	3	
	Host/Peripheral	Host/Satellite						Host/Satellite					Host/Satellite						Host/Satellite		
Memory	PCI Bandwidth (max.)	32-bit/33, 66MHz						32-bit/33, 66MHz					32-bit/33, 66MHz						32-bit/33, 66MHz		
	Type	DDR3L-1600						DDR3L-1333					DDR3L-1333/1600						DDR3L-1333/1600		
	Max. Capacity	Max. 8GB soldered						Max. 4GB soldered					16GB soldered						16GB soldered		
Display	ECC Support	Yes						Yes					Yes						Yes		
	Graphics Controller	Intel Atom®						Intel Atom®					Integrated in processor						Integrated in processor		
Ethernet	Interface	VGA	VGA	VGA	-	VGA	VGA	VGA	VGA	VGA	-	VGA	DVH	DVI-I	DVI+ 2x DP	DVH	DVH	2x DP	2x DP + 1x VGA	2x DP	
	Gigabit Ethernet	2F	2F	4F (2xRJ-45, 2xM12)	-	2F	4F	2F+2R	2F+2R	4F+2R (2x RJ-45, 2x M12)	2R	2F+2R	2F+2R	2F+2R	2F+2R	4F+2R	2R	2F	2F	2F	
Storage	CompactFlash	-	-	-	-	-	-	-	-	-	-	-	-	-	-	-	-	-	-	-	
	Serial ATA	-	1F	1R	1R	-	1R	1R	1F	1F	-	1F	3R	1F+3R	1F+3R	1F+3R	3R	2	1R	1R	
	mSATA	1 (optional)						1 (optional)					1 (optional)						1 (optional)		
	CFast	1 (optional)						-					1 (optional)						-		
I/O	NAND Flash	32GB (optional)						1					1						-		
	I/O USB 2.0	-	2F	-	-	-	-	2F	-	-	-	-	2F	1F	1F	-	-	2F	2F		
	I/O USB 3.0	1F	1F	1F	-	1F	1F	1F	1F	1F	-	1F	1F	1F	1F	1F	1F	2F	2F	2F	
	Serial	2R	1F+1R	1F+1R	2R	2R	1F+1R	2R	1F+1R	1F+1R	2R	2R	1R	1F+1R	1F+1R	1F+1R	1R	-	1F	1F	
	PS/2 KB/MS	-	1F	-	-	-	-	-	1	-	-	-	-	1	1	-	-	-	-	-	
Audio	-	Line-in, Line-out	-	-	-	-	-	Line-in, Line-out	-	-	-	-	Line-in, Line-out	-	-	-	-	-	-	Line-in, Line-out	
Compatible RTM		cPCI-R3610 (50mm), cPCI-R3610T (80mm)						cPCI-R3610 (50mm), cPCI-R3610T (80mm)					cPCI-R3P00 (50mm), cPCI-R3P00T (80mm)						-		

Note: F = Blade; R = Rear Transition Module

## Chassis Compatibility

Chassis Model	cPCI Bus	cPCI-3630				cPCI-3620				cPCI-3510(BL) / cPCI-3511(BL)				cPCI-A3515	
		Host	Peripheral	Host	Peripheral	Host	Peripheral	Host	Peripheral	Host	Peripheral	Host	Peripheral		
cPCIS-3048	32-bit/33 MHz	✓	✓	✓	✓	✓	✓	✓	✓	✓	✓	✓	✓	✗	✗
cPCIS-P2630	32-bit/33 MHz	✓	✓	✓	✓	✓	✓	✓	✓	✓	✓	✓	✓	✗	✗
cPCIS-1000 series	32-bit/33 MHz	✓	✓	✓	✓	✓	✓	✓	✓	✓	✓	✓	✓	✗	✗
cPCIS-2500 series	32-bit/33 MHz	✓	✓	✓	✓	✓	✓	✓	✓	✓	✓	✓	✓	✗	✗
cPCIS-2600 series	32-bit/33 MHz	✓	✓	✓	✓	✓	✓	✓	✓	✓	✓	✓	✓	✗	✗
cPCIS-2630 series	32-bit/33 MHz	✓	✓	✓	✓	✓	✓	✓	✓	✓	✓	✓	✓	✗	✗
cPCIS-2632 series	32-bit/33 MHz	✓	✓	✓	✓	✓	✓	✓	✓	✓	✓	✓	✓	✗	✗
cPCIS-2633 series	32-bit/33 MHz	✓	✓	✓	✓	✓	✓	✓	✓	✓	✓	✓	✓	✗	✗
cPCIS-2642 series	32-bit/33 MHz	✓	✓	✓	✓	✓	✓	✓	✓	✓	✓	✓	✓	✗	✗

✓: Compatible, ✗: Not Supported

3U Rugged Conduction Cooled Blades			
Model Name	CT-3620	CT-3510(BL)	
CPU and Core Logic	CPU	Intel Atom® E3845	Intel® Core™ i7/i5
	CPU Speed (max.)	1.9GHz	Max. 3.4GHz
	Chipset	-	QM87
Form Factor & Bus	PICMG Spec.	2.0 (R3.0), 2.1 (R2.0)	2.0 (R3.0), 2.1 (R2.0), 2.30, 2.9 (IPMI v1.5)
	Form Factor	3U	3U
	Slot width	1	1
	Host/Peripheral	Host/Satellite	Host/Satellite
	PCI Bandwidth (max.)	32-bit/33, 66MHz	32-bit/33, 66MHz
Memory	Type	DDR3L-1333	DDR3L-1600
	Max. Capacity	4GB	8GB
	ECC Support	Yes	Yes
Display	Graphics Controller	Integrated in processor	
	Interface	VGA (rear I/O)	VGA (rear I/O)
Ethernet	Gigabit Ethernet	2R	2R
	SATA	1R	3R
Storage	CompactFlash	-	-
	CFast	-	-
	NAND Flash	32GB	32GB
	USB 2.0	1R	3R
I/O	Serial	2R	1R
	PS/2 KB/MS	-	-
	PCI Express	PCIe x1, 1R	PCIe x1, 4R
Other	Audio	-	-
	GPIO	-	-
	Operating Temp.	-40°C to +85°C	-40°C to +85°C
Vibration	5-2000Hz, 12g rms, operating	5-2000Hz, 12g rms, operating	
Shock	40g/11ms half sine, operating	40g/11ms half sine, operating	
RTM	cPCI-R3610 (50mm), cPCI-R3610T (80mm)	cPCI-R3P00 (50mm), cPCI-R3P00T (80mm)	



# 6U CompactPCI Chassis



6U CompactPCI Chassis					
Model Name		cPCIS-6130R Series	cPCIS-6235R Series	cPCIS-6230R/6240R Series	cPCIS-6418U Series
Form Factor	19" Rackmount	Yes	Yes	Yes	Yes
	Mounting	Rackmount	Rackmount	Rackmount	Rackmount
	Height	1U	2U	2U	4U
	Board Orientation	Horizontal	Horizontal	Horizontal	Horizontal
Backplane	Total Slots	2	3/4	3/4	8
	Total Segments	1	1	1	1
	System Slots	1	1	1	1
	Peripheral Slots	1	2	2/3	7
	Fabric Slots	--	--	--	--
	32-bit/64-bit PCI Bus	64	32/64	32/64	64
	CMM Slots	--	--	--	--
	Additional Features	H.110/Non H.110	H.110/Non H.110	H.110/Non H.110	H.110/Non H.110
Power Supply	Redundant PSU	--	ATX 300W x 2	--	cPCI 250W x 3
	Non-redundant PSU	ATX 200W	--	ATX 300W	--
Alarms	Fan Status	--	Yes	--	Yes
	Over Temperature	--	Yes	--	Yes
	Voltages Status	--	Yes	--	Yes
	Web Access Module	--	--	--	Optional
Others	SLIM TYPE SATA DVD ROM	--	--	--	Yes
	SATA Drive Bays	--	--	3.5"/2.5"	--
	SAS Drive Bays	--	--	--	--
	Operating Temperature	0°C to 55°C	0°C to 55°C	0°C to 55°C	0°C to 55°C



6U CompactPCI Chassis						
Model Name		cPCIS-6400X Series	cPCIS-6400U Series	cPCIS-3320 Series	cPCIS-3330 Series	cPCIS-3300BLS Series
Form Factor	19" Rackmount	Yes	Yes	Yes	Yes	Yes
	Mounting	Rackmount	Rackmount	Rackmount	Rackmount	Rackmount
	Height	4U	4U	9U	9U	9U
	Board Orientation	Horizontal	Horizontal	Vertical	Vertical	Vertical
Backplane	Total Slots	5	5	13	8	14
	Total Segments	1	1	2	1	1
	System Slots	1	1	2	1	12
	Peripheral Slots	4	4	11	7	--
	Fabric Slots	--	--	--	--	2
	32-bit/64-bit PCI Bus	32/64	32/64	64	32/64	--
	CMM Slots	--	--	Optional	--	Optional
	Additional Features	H.110	H.110	H.110	H.110	2.16
Power supply	Redundant PSU	--	cPCI 250W x 3	cPCI 250W x 4	cPCI 250W x 4	cPCI 400W x 3
	Non-redundant PSU	ATX 400W	--	--	--	--
Alarms	Fan Status	Yes	Yes	Yes	Yes	Yes
	Over Temperature	Yes	Yes	Yes	Yes	Yes
	Voltages Status	Yes	Yes	Yes	Yes	Yes
	Web Access Module	--	Optional	--	--	--
Others	SLIM TYPE SATA DVD ROM	Yes	Yes	--	Yes	--
	SATA Drive Bays	3.5"	3.5"	3.5"	3.5"	--
	SAS Drive Bays	--	3.5"	--	--	--
	Operating Temperature	0°C to 55°C	0°C to 55°C	0°C to 55°C	0°C to 55°C	0°C to 55°C

# 3U CompactPCI Chassis



3U CompactPCI Chassis					
Model Name		cPCIS-2630/2830	cPCIS-(ET)2632/2832	cPCIS-2633/2833	cPCIS-2642/2842
Form Factor	Width	19", 84HP	19", 84HP	19", 84HP	19", 84HP
	Desktop	Y	Y	Y	Y
	Wallmount	-	-	-	-
	Height	4U	4U	4U	4U
Backplane	Total System	1	1	1	2
	Total Slots	8	8	13	12
	System Slots	1	1	1	x2
	Peripheral Slots	7	7	12	5 x2
	PCI Bus	32bit/33MHz	32bit/33MHz	32bit/33MHz	32bit/33MHz
	Power Supply	Redundant PSU	-	250 W x 2 <sup>(1,2)</sup>	250 W x 3 <sup>(1)</sup>
Power Supply	Non-redundant PSU	400 W (ATX)	-	-	250 W x 2 <sup>(1)</sup>
	Alarms	Fan Status	Y	Y	Y
Alarms	Over Temp.	Y	Y	Y	Y
	Rear I/O	Depth	50 mm/80 mm	50 mm <sup>(3)</sup>	50 mm/80 mm
Rear I/O	Implementation	Optional	Optional	Optional	Optional
	Operating Temperature	0°C to 60°C	-20°C to 70°C	0°C to 60°C	0°C to 60°C



3U CompactPCI Chassis							
Model Name		cPCIS-ET1100/1100A	cPCIS-ET1102/ET1102R/1102	cPCIS-3048	cPCIS-1202/1202R	cPCIS-2501	cPCIS-P2630R
Form Factor	Width	19", 84HP	19", 84HP	48HP	19", 84HP	40HP	19", 84HP
	Desktop	Y	Y	Y	Y	Y	Y
	Wallmount	Y	Y	Y	Y	Y	Y
	Height	3U	3U	3U	3U	4U	3U
Backplane	Total System	1	1	1	2	1	1
	Total Slots	8	8	7	12	6	10
	System Slots	1	1	1	1 x2	1	1
	Peripheral Slots	7	7	5	5 x2	5	5 + 4 <sup>(4)</sup>
	PCI Bus	32bit/33MHz	32bit/33MHz	32bit/33MHz	32bit/33MHz	32bit/33MHz	32bit/33MHz
	Power Supply	Redundant PSU	-	250 W x 2 <sup>(1,2)</sup>	250 W x 2	-	-
Power Supply	Non-redundant PSU	400 W (ATX)	-	-	250 W x 2 <sup>(1)</sup>	250 W <sup>(1)</sup>	400 W
	Alarms	Fan Status	-	-	-	-	Y
Alarms	Over Temp.	-	-	-	-	-	Y
	Rear I/O	Depth	50 mm <sup>(3)</sup>	50 mm <sup>(3)</sup>	50 mm <sup>(3)</sup>	-	50 mm <sup>(3)</sup>
Rear I/O	Implementation	Optional	Optional	Optional	Optional	-	Optional

- (1) PICMG 2.11 compliant CompactPCI power supply.
- (2) Supports -20°C to +70°C with at least 400LFM (2 m/s) cooling fans(-20°C to +50°C at full load with 400LFM air flow and power efficiency will be derated linearly to 50% at +70°C).
- (3) 80 mm depth RTM can be supported upon request.
- (4) 5-slot CompactPCI peripheral slots and 4 CompactPCI serial slots.

# Peripheral Cards

## cPCI-3E10/3E12



### 3U CompactPCI 2/4-Port Gigabit Ethernet Card

- PICMG 2.0 R3.0 compliant
- Supports 32bit/33MHz, 66bit/64MHz CompactPCI bus
- 3U 4HP form factor, 100mmx160mm (LxW)
- Two or four RJ-45 10/100/1000BASE-T ports on front panel
- Intel 82574L Gigabit Ethernet controllers
- Two LAN ports switchable to rear (cPCI-3E10 only)
- OS support: Windows XP/Vista/7/Server 2003/Server 2008, RHEL 5.1

### Ordering Information

- cPCI-3E10: 3U cPCI four port RJ-45 LAN card, two ports switchable to rear, EN 50155 Compliance
- cPCI-3E12: 3U cPCI two port RJ-45 LAN card
- cPCI-R3E10: RTM for cPCI-3E10 with two RJ-45 LAN ports in 50mm depth
- cPCI-R3E10T: RTM for cPCI-3E10 with two RJ-45 LAN ports in 80mm depth

## cPCI-7841




### Dual-port Isolated CAN Interface Cards

- PICMG 2.0 Rev 2.1
- Dual-independent CAN network operation
- Up to 1 Mbps programmable transfer rate
- 16 MHz CAN controller frequency
- 2500 VRMS optical isolation
- Direct memory mapping to the CAN controllers
- Powerful master interface for CAN bus protocols
- Rear I/O available on cPCI-7841R

### Ordering Information

- cPCI-7841: Dual-port isolated CAN interface card
- cPCI-7841R: Dual-port isolated CAN interface card with rear I/O support

## cPCI-8301



### 3U CompactPCI Single 64-bit PMC Carrier Board

- PICMG 2.0 32,64-bit/33,66 MHz cPCI bus
- Supports one single-size 32,64-bit/33,66 MHz PMC site in 4HP width
- Universal V(I/O) decided by backplane
- Comprehensive EMC shielding

### Ordering Information

- cPCI-8301: 3U cPCI single PMC slot carrier board
- cPCI-8301/6U: 6U cPCI single PMC slot carrier board

## cPCI-3544



### 4-Port RS-422/485 Isolated Serial Communications Card

- 32-bit CompactPCI, PICMG 2.0 Rev 2.1
- Plug-and-play, IRQ & I/O address automatically assigned by PCI BIOS
- Four asynchronous communications ports with intelligent buffer
- Four RS-422/485 ports
- 2500 VRMS isolation voltage
- Supports multiple OS
- Surge protectors
- Rugged DB37 connector

### Ordering Information

- cPCI-3544: Isolated 4-port RS-422/RS-485 serial communications module, EN 50155 Compliance
- cPCI-3544R: Isolated 4-port RS-422/RS-485 serial communications module with rear I/O support

## cPCI-8602



### 6U CompactPCI Dual-slot 64-bit PMC Carrier Board

- PICMG 2.0 32,64-bit/33,66 MHz cPCI bus
- PICMG 2.1 Hot Swap Specification Compliant
- Supports two single-size 32,64-bit/33,66 MHz PMC sites in 4HP width
- 3.3V or 5V V(I/O) for cPCI bus and PMC sites
- PLX PCI-to-PCI bridge PCI6154 for PCI bus
- Power and HotSwap LED indicators on front panel

### Ordering Information

- cPCI-8602: 6U cPCI dual PMC slot carrier board

## cPCI-3W10



### 3U CompactPCI Mini PCI, Mini PCIe Carrier Board

- Supports 32-bit, 33/66MHz CompactPCI bus
- One Mini PCI and one Mini PCIe socket
- One SIM card socket

### Ordering Information

- cPCI-3W10: 3U CompactPCI Mini PCI, Mini PCIe Carrier Board

## cPCI-7300



### 32-CH 80 MB/s High-Speed Digital I/O Module


#### Digital I/O Module

- Multiple I/O port configurations: 16-CH DI & 16-CH DO, 32-CH DI, or 32-CH DO
- Up to 80MB/s transfer rate
- Scatter-gather DMA
- On-board 32k words FIFO

### Ordering Information

- cPCI-7300: 32-CH 80 MB/s High-Speed Digital I/O Module

## cPCI-7432/7433/7434



### 64-CH Isolated Digital I/O Modules

- 5000VRMS
- Sink current up to 500mA on each isolated output
- Rear I/O available on cPCI-7432R, 7433R, 7434R

### Ordering Information

- cPCI-7432: 32-CH isolated DI & 32-CH isolated DO card
- cPCI-7433: 64-CH isolated DI card
- cPCI-7434: 64-CH isolated DO card
- cPCI-7434P: 64-CH isolated DO card with source current transistor

## cPCI-9116



### 64-CH 16-bit 250ks/s Multi-Function DAQ Card

- 16-bit A/D and sampling rate up to 250ks/s
- On-board 1k-sample A/D FIFO
- Programmable gains of x1, x2, x4, x8
- 512-configuration channel-gain queue

### Ordering Information

- cPCI-9116: 64-CH 16-bit 250ks/s multi-function DAQ card

## cPCI-6208/6216



### 8/16-CH 16-bit Analog Output Modules

- Bipolar analog output range
- 4-CH TTL DI and 4-CH TTL DO
- Rear I/O available

### Ordering Information

- cPCI-6208V-GL: 8-CH 16-bit voltage output module
- cPCI-6216V-GL: 16-CH 16-bit voltage output module

## cPCI-A3H10



### 3U CompactPCI Serial 2.5" SATA Storage Carrier

- 3U 4HP CPCI-5.0 peripheral
- One 2.5" SATA 6Gb/s drive slot
- Status LEDs on faceplate: drive activity, hot-swap status, user-configurable
- Hot swap support
- Operating temperature: -40°C to 85°C with qualified components

### Ordering Information

- cPCI-A3H10: 3U CompactPCI Serial 2.5" SATA storage carrier with hot-swap support, anti-shock and anti-vibration storage kit

## cPCI-A3X10



### 3U CompactPCI Serial XMC Module Carrier

- 3U 4HP CPCI-5.0 peripheral
- One XMC slot
- Operating temperature: -40°C to 85°C with qualified components

### Ordering Information

- cPCI-A3X10: 3U CompactPCI Serial XMC module carrier

## XMC-E540



### Dual-port 10GBASE-T Ethernet XMC Module

- Intel® 10Gigabit Ethernet Controller X540
- Dual-port RJ-45 copper interface at 10G/1G/100Mbps
- IEEE 802.3an 10GBASE-T, IEEE 802.3, 100/1000BASE-T compliant
- PCI Express v2.1 x1/x2/x4/x8
- VMDq1, VMDq and PCI-SIG SR-IOV virtualization

### Ordering Information

- XMC-E540: Dual-port 10GBASE-T 10Gigabit Ethernet XMC module