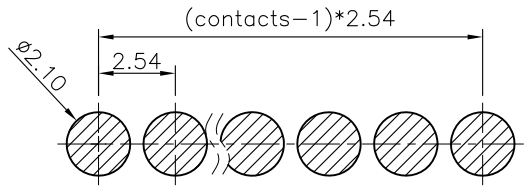
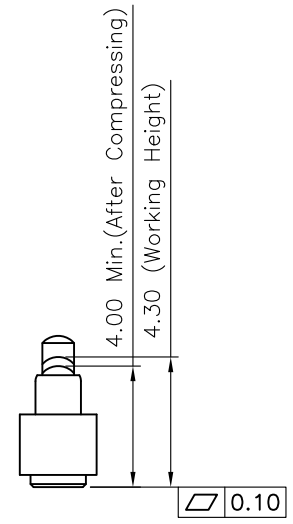
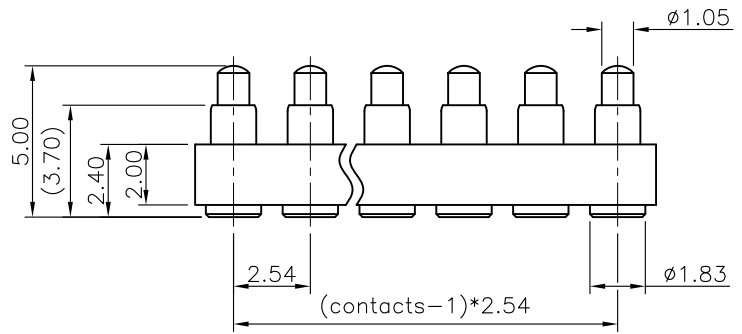
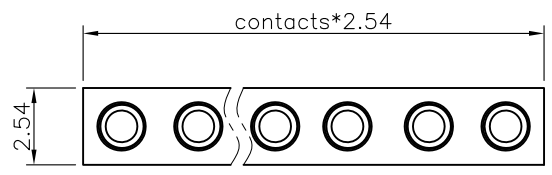


REV.	DESCRIPTION	DRAWN	DATE
1	INITIAL RELEASE	TIM	2021/06/28



Recommended Layout
General Tolerance: ± 0.05mm

Notes:

1. ELECTRICAL
 - 1.1 Current Rating: 2A
 - 1.2 Voltage Rating: 30V
 - 1.3 Contact Resistance: 50mΩ Max. at working height
2. MECHANICAL
 - 2.1 Spring Force: 0.7N±0.2N at working height
 - 2.2 Durability: 10,000 cycles
3. To avoid arcing issue, the adaptor start to power supply after connector mated fully
4. Based on the Engineer drawing, shall not exceed on the working height the maximum allowed compress
5. To ensure the best usage, please operate it based supply after connector mated fully

How to order:

303B-371318-254-XX
 1

- 1 pin count: xx= 02~16
 (Please contact with sales for the pins count available)

4	SPRING	Stainless steel
3	BARREL	Brass, gold plating under nickel over all
2	PISTON	Copper alloy, 10u" gold plating on contact area, gold plating under nickel over all
1	HOUSING	Thermoplastic, UL94V-0, Black
NO.	PART NAME	DESCRIPTION

UNLESS OTHERWISE SPECIFIED TOLERANCE			
UNIT:	DECIMAL	LINEAR	ANGLES
mm	X.	±0.50	±5°
	X.X	±0.25	±3°
	X.XX	±0.12	±1°
DRAWN		Tim	2021/06/28
CHECKED		Fros	2021/06/28
APPROVED		Ken	2021/06/28
DRAWN NAME:		Pogo Pin, XX Pin, 2.54P, 10u" 5.0H 1.3 Stroke, SMT	
PRODUCT NO.		303B-371318-254-XX	
SCALE	SHEET	SIZE	FILE NAME
4/1	1/1	A4	303B-371318-254-XX_B_1

